



HOW TO LOG INTO THE EXHIBITOR AREA?

NB: You must use Google Chrome to log in (do not use Internet Explorer, a tablet or a mobile phone to log in).

Exhibitor area: <https://event.milipolqatar.com/2020/>

① To obtain your password, click on “*forgot password*”.

MILIPOL QATAR 2021 (postponement 2020) customer area

Customer area

Log in

Forgot password?



Do you have a project ?

Get a quotation / Book a stand

Be contacted by the event team

You already have an account

- View your booking request summary
- Find the information needed for your participation at the event
- Order items needed for your participation (badges, services, stand fittings...)
- Order communication tools

You don't have an account

- Simple and fast, get your quotation in a few clicks
- Sign up online

② Fill in the main contact email and click on “Submit”. Within 30 minutes, the main contact will receive the password by email.

FORGOT PASSWORD

Enter your email address. You will receive a link to reset your password or activate your account

Submit

[Back to log in](#)



HOW TO LOG INTO THE EXHIBITOR AREA?

3 Once you have received your password, return to the connection page then click on “**Log in**”.

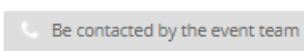
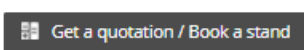
MILIPOL QATAR 2021 (postponement 2020) customer area

Customer area



[Forgot password?](#)

Do you have a project ?



You already have an account

- View your booking request summary
- Find the information needed for your participation at the event
- Order items needed for your participation (badges, services, stand fittings...)
- Order communication tools

You don't have an account

- Simple and fast, get your quotation in a few clicks
- Sign up online

4 Enter the main contact email address in the section “**Email**” and enter the password in the section “**password**”. Then click on “**log in**”.

WELCOME!

Log In and access your account

[Forgot password?](#)

Remember me

Log in

By signing up you agree to our [Conditions of Use](#) and [Cookies & Internet Advertising](#).



New? [Create an account](#)



HOW TO LOG INTO THE EXHIBITOR AREA?

5 Once in, click on “Access your customer area” at the column “**Actions**” in “**registration**” section.

Registration

Sector	Surface	State	Actions
	86 sq.m		 Access your customer area 
+ Make a booking request			