

EXHIBITOR MANUAL



MILIPOL QATAR 2018

From October 29th to October 31st, 2018
Doha Exhibition and Convention Centre
QATAR

TABLE OF CONTENTS

[CLICK ON THE ITEMS TO REACH THE INFORMATION YOU NEED](#)

CHECKLIST	p. 4
<u>1. USEFUL CONTACTS.....</u>	p. 5
1.1 Milipol offices addresses	
1.2 Milipol Team contacts	
1.3 Onsite Organiser's office	
<u>2. ON SITE OPERATIONS TIMETABLES.....</u>	p. 6
2.1 Move-in / build up	
2.2 Exhibition opening hours	
2.3 Move-out / Dismantling	
<u>3. VENUE.....</u>	p.8
3.1 Access to Doha Exhibition and Convention Centre (DECC)	
3.2 Useful information about Doha Exhibition and Convention Centre	
<u>4. ACCESS CONTROL - BADGES - INVITATION CARDS.....</u>	p. 12
4.1 Build up / Dismantling pins, Exhibitor, VIP Exhibitor badges	
4.2 Admission for visitors, journalists, VIPs:	
4.3 Invitation cards	
4.4 e-invitations	
<u>5. COMMUNICATION TOOLS.....</u>	p. 14
5.1 Catalogue	
5.2 Daily News 2018	
5.3 Press Agency	
5.4 New product registration	
5.5 Badge readers	
<u>6. GENERAL SERVICES.....</u>	p. 16
6.1 Rigging services	
6.2 Compressed Air	
6.3 IT Information technology	
6.4 Catering Overview	
6.5 Stand Cleaning	
6.6 Security / Stand surveillance	
6.7 Electricity	
6.8 Water connections	
6.9 Lighting / Audiovisual	
6.10 Carpet / Furniture and other appliances	
6.11 Booth building	
6.12 Customs & forwarding	
6.13 Handling	
6.14 Insurance	

7. DELIVERIES / TRANSPORT – HANDLING.....	p. 22
7.1 Customs, forwarding & Handling	
7.2 Delivery procedures	
7.3 Private Owned Vehicle Deliveries	
7.4 Over Size / Over Weight Cargo & Exhibits and Vehicle display	
7.5 On Site Storage	
7.6 Loading docks – Safety measures	
8. BOOTH INSTALLATIONS.....	p. 26
8.1 Space only booths	
8.2 Shell Scheme Booths (minimum: 12 sq.m.)	
8.3 Heavy Equipment & Vehicles	
9. RULES AND REGULATIONS.....	p. 29
9.1 Decoration regulations	
9.2 Health and safety measures – Working on site	
9.3 Fire safety measures	
9.4 General rules and regulations	
10. SPECIFIC REGULATION: War Equipment Exhibition Regulations.....	p. 53
11. EMERGENCY PROCEDURES.....	p. 55
12. TRAVEL AND ACCOMODATION.....	p. 56
12.1 Travel to Doha	
12.2 Your Hotel in Doha	
13. MILIPOL QATAR EXHIBITS NOMENCLATURE.....	p. 64
13.1 Types of activity / product	
13.2 Classification by theme	
14. ORDER FORMS.....	p. 66
14.1 Free invitation cards	
14.2 Schell scheme fascia name board	
14.3 Electrical power mains, audiovisual, electrical appliance and fittings	
14.4 Furniture rental and appliances	
14.5 Waste Removal order	
14.6 Exhibits insurance	
14.7 Visa application form	
14.8 Outside caterer approval form	
14.9 Stand catering form	
14.10 IT and Telecommunications	
14.11 Rigging	
14.12 Security	
14.13 Stand cleaning	
14.14 Vehicle display form	
14.15 Haze / Smoke use	
14.16 Delivery scheduling / Vehicle registration & heavy material declaration	
14.17 Stand design approval form	

CHECKLIST

YOU CAN CLICK ON THE ITEMS TO REACH THE INFORMATION YOU NEED

To access your exhibitor online area please click on the following link and enter your ID and password:

<https://event.milipolqatar.com/2018>

Order Forms

Refer to

Deadlines

MILIPOL – COMEXPOSIUM SECURITY

N°1	Free invitation cards	Exhibitor manual	September 24 th , 2018
/	Free catalogue entry	Exhibitor online	September 24 th , 2018
/	Exhibitor badges	Exhibitor online	October 31 st , 2018
/	VIP Exhibitor badges	Exhibitor online	October 31 st , 2018
/	VIP Guest badges	Exhibitor online	October 31 st , 2018
/	Service badges	Exhibitor online	October 31 st , 2018
/	E-invitation cards	Exhibitor online	October 31 st , 2018

CIRCLE – STAND PREPARATION

N°2	Scheme shell booth Fascia name	Exhibitor Manual	October 1 st , 2018
N°3	Power mains, audio visual, Electrical appliances and fittings	Exhibitor Manual	October 1 st , 2018
N°4	Rental of Furniture & appliances	Exhibitor Manual	October 1 st , 2018

MISCELLANEOUS

N°5	Waste Removal form	Exhibitor manual	October 1 st , 2018
N°6	Exhibits insurance - QIC	Exhibitor manual	September 28 th , 2018
N°7	Visa application form – Your Hotel	Exhibitor manual	September 28 th , 2018

DECC SERVICES

N°8	Food & Beverages approval from	Exhibitor manual	September 23 rd , 2018
N°9	Stand Catering form	Exhibitor manual	September 23 rd , 2018
N°10	IT & Telecommunications	Exhibitor manual	September 23 rd , 2018
N°11	Rigging	Exhibitor manual	September 23 rd , 2018
N°12	Security	Exhibitor manual	September 23 rd , 2018
N°13	Stand cleaning	Exhibitor manual	September 23 rd , 2018
N°14	Vehicle display	Exhibitor manual	September 23 rd , 2018
N°15	Haze / Smoke use	Exhibitor manual	September 23 rd , 2018
N°16	Delivery scheduling / registration	Exhibitor manual	September 20 th , 2018

DECOPLUS – Architecture department

N°17	Stand design approval form	Exhibitor manual	October 8 th , 2018
------	----------------------------	------------------	--------------------------------

1. USEFUL CONTACTS

1.1 Milipol offices addresses

MILIPOL QATAR OFFICE IN DOHA

Ministry of Interior
 Administrative Annex Building
 West Bay – P.O. Box 22284
 Doha, Qatar
Tel.: + 974 4441 18 18 / 4484 95 20 - **Fax:** + 974 4441 62 62
E-mail: milipol@moi.gov.qa
www.milipolqatar.com

MILIPOL QATAR OFFICE IN PARIS COMEXPOSIUM SECURITY

Immeuble Le Wilson
 70 avenue du Général-De-Gaulle
 92058 Paris La Défense
 France
Tel: +33 (0)1 76 77 13 14
E-mail: sales@milipol.com
www.milipolqatar.com

1.2 Milipol Team contacts

Operations:

Mrs Severine PALUT
severine.palut.contractor@comexposium.com

After sales & administration:

Ms Aurélie MISAT
aurelie.misat@comexposium.com

Catalogue & communications tools:

milipolqatar@j2c-communication.fr

Communications team:

visit@milipol.com

Sales team:

sales@milipol.com

Exhibition Director:

Mrs Muriel KAFANTARIS

1.3 Onsite Organiser's office

The organiser's office will be located in the exhibition Hall. All our team will be pleased to answer your questions and assist you in any request.

2. ON SITE OPERATIONS TIMETABLES

2.1 Move-in / build up

	23/10/2018	24/10/2018	25/10/2018	26/10/2018	27/10/2018	28/10/2018
	7am-11pm	7am-11pm	7am-11pm	7am-11pm	7am-midnight	7am-10pm
OFFICIAL MAIN CONTRACTOR						
OFFICIAL FREIGHT FORWARDER						
AUTHORIZED 'SPACE ONLY' EXHIBITORS						
ALL 'SPACE ONLY' EXHIBITORS						
ALL EXHIBITORS						

Electrical power connections for the build-up will be available in the Hall for free. Please remember to bring extension cords with you. Electrical supplies during the build-up will be available on a 24h basis.

Main electrical supplies to the booth will be switched on once the installation is complete and checked.

Schell scheme stands will be delivered **on October 26th, 10am**.

2.2 Exhibition opening hours

	29/10/2018	30/10/2018	31/10/2018	HOURS
ALL EXHIBITORS				FROM 8:30AM TO 6PM EVERY DAY
VISITORS				FROM 9:30AM TO 5PM EVERY DAY AND 4PM ON THE LAST DAY
CONFERENCES				9:30AM TO 5PM ON THE 30/10 AND FROM 10AM TO 1PM ON 31/10

The Official Opening ceremony will be held at the main entrance the morning of the opening day.

All deliveries during the show (catering, documents....) must be coordinated with the organiser beforehand. No deliveries requiring the use of handling vehicles will be authorized during the opening days of the show.

Time of operation of electrical supplies: 24h basis

2.3 Move-out / Dismantling

	31/10/2018	01/11/2018	02/11/2018	HOURS
ALL EXHIBITORS				24H BASIS FROM 31/10 5PM TO 02/11/2018 6PM

For safety reasons and to respect the other exhibitors still working, we thank you to **avoid dismantling your booth and to move out your heavy equipment before 7.00 pm. on October 31st, 2018.**

All main supplies to the booth will be **switched off on October 31st, 2018 at 5.00 pm.**

Electrical power connections for the dismantling period will be available in the hall for free.

Please remember to bring extension cords with you. Electrical supplies during the dismantling will be available on a 24h basis.

No equipment, whatsoever belonging to the exhibitors or their contractors, must remain in the exhibition premises **after 12.00 am (noon) on November 2nd, 2018.**

3. VENUE

3.1 Access to Doha Exhibition and Convention Centre (DECC)

MILIPOL QATAR 2018 will be held at:

Doha Exhibition & Convention Center

Westbay, Next to City Center Mall

Exhibition Halls 1, 2, 3

P.O. Box 24953 - Doha, Qatar

Tel: +974 4033 1111

E-mail: info@decc.qa



Arriving at Doha by Airplane

Traveling to Doha has never been easier with direct international flights to over 137 destinations meaning 2 billion people are just a 4 hours flight away from Doha. The newly opened & award winning Hamad Airport welcomes guests from every corner of the world.

Airport taxis are readily available & operated by Mowasalat; a Qatari state-owned company. The vehicles are clean, well-maintained & staffed by trained drivers. The Taxi Pavilion is located just outside the passenger terminal, a short walk to your left as you exit the Arrivals Hall.

Car rentals are available at the airport, & the short drive takes you along our stunning waterfront, following the Corniche until you arrive in the city Center.

Driving to DECC

Doha Exhibition & Convention Center sat in the heart of the commercial district of Doha West Bay, alongside international embassies, big businesses & global corporations on its doorstep.

At DECC you can utilize the underground multi-storey parking facilities for up to 2800 cars. Rest assured that DECC work closely with local authorities to manage major event traffic & ensure easy access for visitors with minimum interruption to the city traffic flow.

Parking in DECC

With an excess of 2,800 parking spaces spread over two basements (basement 1 & basement 2), the car park at the Doha Exhibition & Convention Center is an automated paid parking on a 24/7 basis. However, the parking operating hours where the car park is attended by Car Park Operators is from 7 am until 1 am (next day).

Escalating hourly basis car parking fees is applicable as follows:

- First 2 hours: QR 2 each
- Third, Fourth: QR 3 each
- Every Additional Hour after the Fourth hour QR 5
- Maximum per Day QR 70
- Lost Ticket: QR 70

Except for Permanent Parkers/Parking Members, vehicles are not allowed to park overnight. DECC reserves the right to remove all vehicles remaining in the car park after 1 am, if the owner is not a Permanent Parker.

Vehicles are not allowed to park within the 'no parking zones' and DECC reserves the right to remove vehicles, which are parked incorrectly or causing obstruction to other road users. Violators will be charged a daily fee plus administration fees. The maximum speed limit in the car park is 10 km/h.

All vehicles are parked at the visitors' own risk and DECC will not be liable for any loss or damage to any vehicle parked within the car park, or any harm done to humans including death.

Doha Police Traffic Department terms and conditions are applicable at all times.

Taxis

The national transport company Mowasalat operates the taxi service Karwa.

To book a taxi: Tel: + 974 4458 8888

DECC also operates its own taxi limousine service: Fox Transport, look out for their kiosk in the foyer area outside Hall 4.

Drop off / Pick up Points

Arriving at DECC by taxi, private vehicle or shuttle bus you will be able to be dropped off at the main entrances of the exhibition halls in front of Hall 2.

Facilities for Disabled Visitors

DECC has been designed to be disable access friendly. All exhibition halls, meeting rooms & public areas are accessible by wheelchair. Car park spaces are also reserved for the disabled. Toilets on the ground floor & first floor also have disabled access, while all lifts accommodate standard wheelchairs & have low-level buttons as well as announcements for the visually impaired. Doorways are wide enough to accommodate standard wheelchairs

Drop Off / Pick Up Arrangements for Disabled Visitors

If you are arriving by taxi, you will be able to be dropped off at the main entrances of the exhibition halls in front of Hall 2. If you are arriving by private car & have your disabled parking permit badge with you, you will be directed to the nearest disabled car parking zone, where you can be dropped off & picked up at the end of your visit.

Please be aware that in order to secure the available parking space for those who are entitled to it, DECC reserves the right to inspect disabled parking permit badges. If an inspection is refused then DECC reserves the right to deny access to the disabled parking zone.

Mobility Equipment Hiring

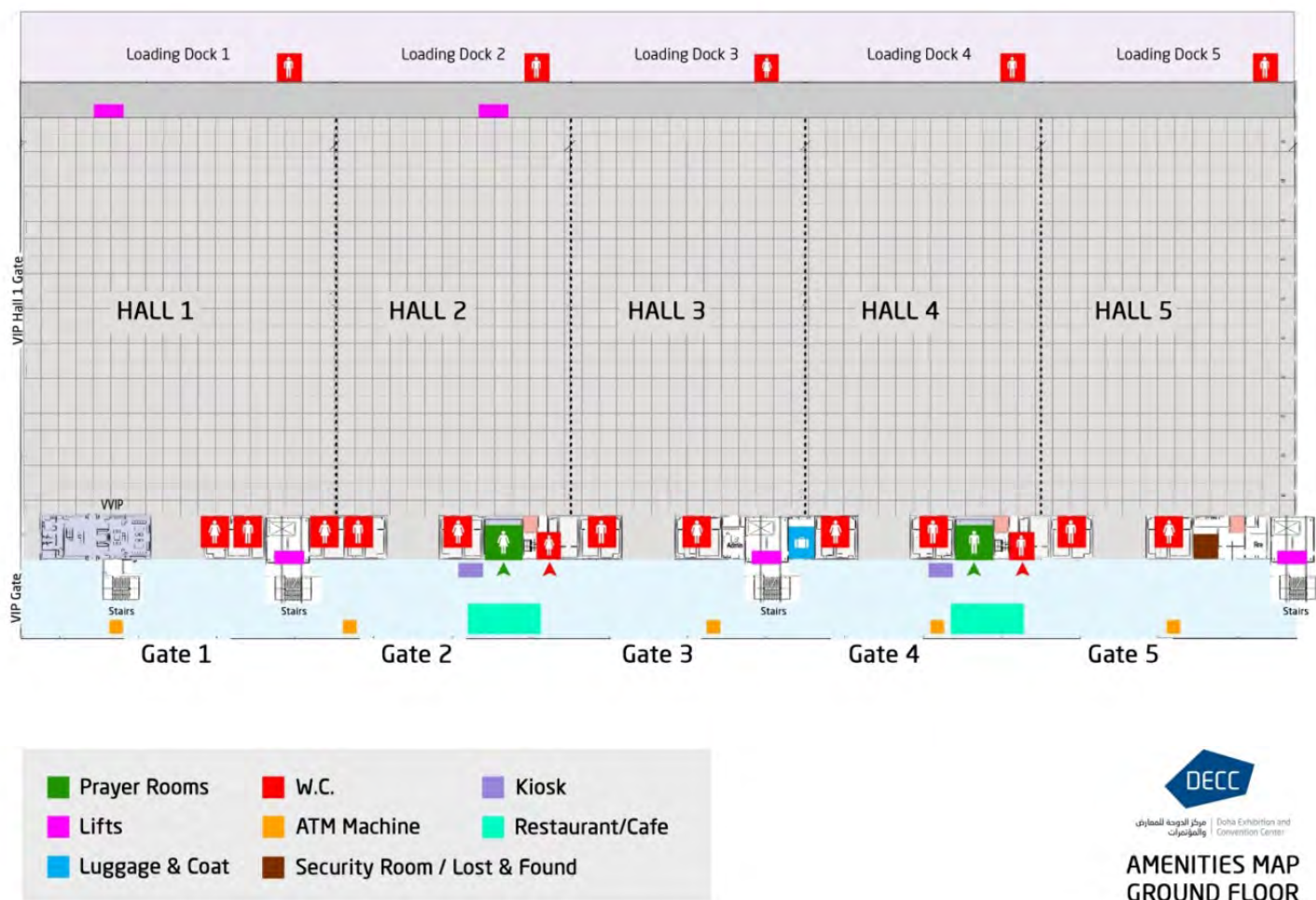
Wheelchairs are available in the venue, subject to availability. Please contact **00974 4033 1353** for assistance.

Animals

Animals will not be permitted in the premises of DECC. Only assistance dogs are welcome.

3.2 Useful information about Doha Exhibition and Convention Centre

Amenities Map



ATMs

Five ATMs are located at the main concourse of halls 1-5.

Contractors Toilets

Contractors' toilets are available for contractor staff in the loading dock area. Under no circumstances toilets inside the exhibition halls, VIP suite, Majlis or public foyer shall be used by staff & contractors.

Drinking fountains

Drinking fountains are available around the perimeter of the exhibition hall & can be used by all staff as required.

Lost & Found Office

The Lost and Found office is located at the security room adjacent to hall 5. DECC security is responsible for the safekeeping of items that have been found on the premises. Items will be returned to the rightful owner upon presentation of reasonable proof of ownership. Any items left beyond **one month** will be disposed of at DECC's discretion. Anyone who has lost property should report the details to DECC security as soon as they become aware of the loss. Losses may be reported by phone on **00974 4033 1353**

Prayer Rooms

A men's prayer room is located on ground level between exhibition hall 4 & 5. The ladies' prayer room is located on ground level between halls 2 & 3.
There is also a prayer room for labors at loading area/hall 5.

Smoking in the Venue

As per Qatari law, the entire complex has been declared non-smoking. Anyone found smoking in the premises shall be removed offsite & reentry to the venue shall be at DECC discretion. For health and safety reasons, smoking is strictly prohibited in the loading docks.

4. ACCESS CONTROL - BADGES - INVITATION CARDS

All persons accessing the venue should be a legal resident / visitor to Qatar, & should carry original documents for identification.

No visitors are permitted to access the venue during buildup & dismantling or out of the event's live timings. During all periods (build up, opening and dismantling) **access to minors under 16 is strictly forbidden.**

All persons accessing an event space should have an official badge.

All persons accessing an event space during the buildup & tear down should report to the venue's security team and show their badges or pins. Identity will be checked if necessary.

4.1 Build up / Dismantling pins, Exhibitor, VIP Exhibitor and Service badges (free of charge)

Please note:

- Badges are **nominative**, and the **identity** of each bearer is **checked** at the exhibition entrance.
- Badges cannot be exchanged or lent.
- You are kindly requested to fill out the relevant order online in order to provide the organiser with the necessary information in due time.

- **BUILD UP AND DISMANTLING pins:** You will need a MILIPOL QATAR pin to enter the unloading docks and the hall during build up and dismantling. Build up and dismantling pins will be provided on site in the vehicle holding areas or at the hall entrance main entry. All exhibitors or contractors will be asked a proof of identity (stand reservation confirmation for exhibitors or stand building contracts for the contractors)

All other badge categories must be registered online (exhibitor area) using your ID and pass word.

Link: <https://event.milipolqatar.com/2018>

- **EXHIBITOR badges:** do not forget to order EXHIBITOR badges for all your company members attending the exhibition.
- **VIP EXHIBITOR badges:** do not forget to order VIP EXHIBITOR badges for the **CEO and Directors of your company**. They allow the bearer to enter 1 hour before the opening of the show to the Visitors.

Please note that the EXHIBITOR badges and VIP EXHIBITOR badges will not be sent to the exhibitors; once registered online, the "**e-badge**" is available in your exhibitor area (you will be able to download it from 10 September if the balance of your participation is paid). VIP EXHIBITOR badges could be transformed into hard copy on the spot, at the entrance of the exhibition hall.

SERVICE badges: do not forget to order SERVICE badges for your contractors which will carry out technical maintenance or reception facilities on your stand.

VIP badges: you can register VIP badges for your privileged clients and high ranking guests. They will receive an email with their e-badge.

4.2 Admission for visitors, journalists, VIPs:

MILIPOL QATAR 2018 is a trade exhibition. It is only accessible for Visitors and VIP up to 16 years old with an official invitation card from an exhibitor or from the organiser. Anybody having an invitation card will collect a visitor badge valid throughout the exhibition.

4.3 Invitation cards (free of charge)

Invitation cards are **free of charge**. To order, please refer to **order form n°1 in this exhibitor manual**.

To make the most of your participation, send some **Visitor invitation cards** to all your clients and contacts, and invite them to come and meet you on your stand.

VIP invitation cards are exclusively meant for your high-ranking guests (officials, company chairmen, high ranking officers, ambassadors, personalities). VIP invitation cards are free of charge, but their allocation is quantitatively limited.

Please note you may **order VISITOR cards** by sets of 50 copies and **VIP invitation cards** by sets of 10 copies.

4.4 e-invitations (free of charge)

Milipol Qatar also proposes you to send **e-invitations that can be personalised** with your logo, stand number and message to your contact data base.

The e-invitation module allows each exhibitor to invite their clients or prospects by means of a personalised e-mail.

The e-invitation takes the form of an e-mail for which the general structure is standard apart from certain elements that can be customized by the exhibitor such as logo, text, booth number.

The contact that receives the e-invitation is able, by clicking on the link, to register directly using the online registration form.

The list of contacts may be entered by hand or imported directly from an Excel file.

Free of charge, please submit online in the exhibitor area.

Link: <https://event.milipolqatar.com/2018>

5. COMMUNICATIONS TOOLS

Milipol Qatar 2018 proposes you to gain brand exposure at the event thanks to various communications tools. Stand out in the different publications and in the aisles of the exhibition:

- **Visibility on the official catalogue:** full page ad, bookmark, belly band...
- **Promotional items:** catalogue, official bags, badge lanyards...
- **Show visibility:** floor plan (pocket and orientation), floor tiles, live demonstrations, seminars...
- **Digital opportunities:** logo on the website or in the exhibitor list, your banner on the e-news...

Do not miss our special visibility pack offers! Prices and deadlines depend on the communication tools.

Please enter your exhibitor area online with your ID and pass word to download your communications tools guide

Link: <https://event.milipolqatar.com/2018/>

5.1 Catalogue (free of charge)

Each exhibitor, except the "Represented companies", having paid the registration fees will have one free entry page in the Official Exhibition Catalogue. This entry is to be used by the exhibitor to present, in English, the exhibiting company and its products or services. This free entry is named "Free catalogue entry". This is not an advertisement.

Enhance your visibility thanks to the full page profile dedicated to each exhibitor. Check your address and add your logo, pictures, mention your activity / products and your thematic market and present, in English, your company and its products or services.

To register, please visit our exhibitor area on line.

Link: <https://event.milipolqatar.com/2018/>

5.2 Daily News 2018

In partnership with NIMROD media consultant specialized in the fields of Security and Defence, Milipol Qatar publishes the official Show Daily, October 29th, 2018.

Advertising opportunities are reserved for Milipol Qatar 2018 exhibitors.

For any question related to advertising opportunities, please contact

Franck Mirmont

Tel: +33 (0)1 55 28 76 15

milipol.news@gmail.com

Press releases and editorial queries should be forwarded to

François de Saint-Exupéry

Tel: +33 (0)1 55 28 76 15

francois@daily-news.fr

www.daily-news.fr

5.3 Press Agency

Action Qatar is the official press agency for Milipol Qatar 2018 after successful collaborations since 2012.

Action Qatar, part of the Action Global Communications Group, operates from fully independent offices in downtown Doha. The Qatar team has a strong journalism background, and is vastly experienced at handling bi-lingual (English/Arabic) Public Relations and Event Management campaigns. Action Global Communications' network is comprised of 45+ offices around the world, with its worldwide headquarters located in Cyprus. Award-winning MCS/Action UAE is a founding member of the Middle East Public Relations Association (MEPRA). For more information about Action PR Group, please visit the website at: www.actionprgroup.com. You can also reach Action Qatar office on +974 44361499.

Please contact them to **improve your visibility towards journalists**:

For Media Enquiries please contact:

Salwa Ghorayeb, Account Manager

Action Qatar

Tel: 00974 44361499

Email: salwa.g@actionprgroup.com

Or

Elise Zwein, Country Manager

Action Qatar

Tel: 00974 44361499

Email: elise.z@actionprgroup.com

5.4 New products

New registration and visibility!

Declare your new products and increase your visibility with the visitors, international trade press and Official Delegations. Milipol Qatar 2018 organiser will propose a "preview" of the event, document presenting the innovations of the exhibitors, the programme of the seminars, demonstrations, conferences...on 2 versions:

- Preview sent on pdf file to the visitors and exhibitors, end of September
- Preview, up-dated and complete version, available on printed version at the entrance of the event.

Please declare your **new products on the same link** as the one of your **catalogue registration**.

To do so, please visit your exhibitor area online.

Link: <https://event.milipolqatar.com/2018/>

5.5 Badge readers

If you are interested in renting a badge reader, please contact: sales@milipol.com

6. GENERAL SERVICES

Services are subject to deadlines.

Passed these dates fees will be increased or services may no longer be available. Please refer to the check list p.4 and make sure you order or submit in time.

6.1 Rigging services

In order to ensure a safe environment for organizers, contractors & visitors, DECC is the sole provider of all top & primary rigging at the venue.

No Rigging orders will be accepted 3 days prior the opening of the show.

No Rigging services will be executed in the last 2 days of build-up.

To order please refer to **N°11 order form** in this exhibitor manual and observe the basic Rigging Guidelines detailed on it.

Main contact to help you at the DECC on rigging matters:

Belal Alhayek

belal.alhayek@decc.qa

Or logistics@decc.qa

6.2 Compressed Air

Please contact DECC for more information

Tel: +974 4033 1111

Email: fm@decc.qa

6.3 IT Information technology

The DECC is the exclusive provider of information technology services within the venue.

This includes all exhibition halls, meeting rooms & public areas. All requirements to install, connect, repair, alter, or distribute information technology services, whether originating or terminating in the DECC are to be arranged & coordinated with the DECC IT Department. Material & equipment provided by the DECC shall remain the property of the DECC.

To order please refer to **N°10 Oder form** in this exhibitor manual and check the condition of sales.

Wi-Fi Services

DECC offers 1mbps complimentary Wi-Fi services at the concourse area. It is not advisable to use free wireless internet for bandwidth intense or delay sensitive applications & wired internet connections recommended. Event & meeting room Wi-Fi requirements shall be considered on case by case basis & charged accordingly.

No independent Wi-Fi networks are to be setup, as this interferes with the DECC Wireless Network. Wireless broadcasting devices such as Access Points (both 3G/4G & Ethernet based), routers & bridges are not to be setup/used in the venue. Failure to comply will result in the event's provided Wi-Fi network being blocked & LAN/Internet services provided by DECC being deactivated, without refunds.

Wired – LAN

Bandwidth requirements greater than 4Mbps **must be requested minimum 3 weeks prior to the event move-in date.**

Local Telephone lines (inclusive of handset) & Fax lines can be provided on request & charges apply.

All services will be activated & available for use on the first live day of the event. If services are required earlier for configuration & testing, then additional day charges will apply.

6.4 Catering Overview

Exhibitors on Stand & Catering Services

Exhibitors can order catering for exhibition stands by referring to the on-stand Catering Form. Completed exhibition order forms should be returned no less than 14 days prior to the official move-in date of the exhibition

Please see the **N°9 Order Form** in this exhibitor manual (On Stand Catering Exhibitors) and condition of sales.

Corkage Fees

This is a daily fixed fee to be paid directly by the exhibitors to DECC, allowing them to utilize the services of any outside caterer other than DECC's recommended service provider for any stand & catering orders, Food & Beverage Disclaimer – Documentation Requirements

It is mandatory for the caterer to submit the following documents to DECC management to be allowed access to the venue for providing their services to their client.

Please refer to the **N°8 form** in this exhibitor manual (Outside Caterer Approval form)

Should Caterers not have written approval from DECC management in writing they will not be allowed to operate in the venue.

- Company Trade License
- Signed disclaimer
- Food Safety & HACCP Certificates for onsite service personnel
- Payment receipt for corkage fees as advised by DECC management
- Written approval from DECC management
- Provision of suitable waste management methods & dishwashing facilities

Alcoholic Beverages

The sale, service or consumption of alcoholic beverages is prohibited by law. Alcoholic beverages may not be served within the DECC. It is not permitted to work whilst under the influence of alcohol.

6.5 Stand Cleaning

This service is included in the booth rental rate and covers the following:

- Vacuum, sweep and mop booth floor.
- Empty and clean all wastepaper bins and adjusting of counter tops

The cleaning service is carried out once daily either before the opening or after the exhibition closes. Such a service is provided to all booths. Nothing is done inside the locked rooms.

The cleaning staff is not allowed to clean any exhibit on display.

Any specific additional requirement (permanent service, etc.) on any booth has to be dealt directly with the DECC services, at the exhibitor's expense.

If so, please refer to **N°13 Order form** in this exhibitor manual

Waste Management

Exhibitors & their stand contractors are responsible for the disposal of waste during the build-up & dismantling. All exhibits & construction material must be packed & removed from the exhibition area after the event.

The skips are not free to use. Please see our waste removal form n°5.

Contractors should remove the build-up material outside DECC premises & not inside the marshaling yards or skips area since this is necessary for maintaining the area.

Paint cans should not be thrown inside the skips & should be removed from DECC premises.

The skips area must be free at all times to allow access to the skip company. The trenches are not to be used by the contractors for dumping waste.

Waste Collection & Removal Services

The following waste items are strictly forbidden from skips: Explosive materials such as large metallic objects, masonry, spray cans, solvent containers, inkjet cartridges, batteries, fuel, flammable liquids, cleaning agents, paint tins, fluorescent tubes, glass & all organic waste including food & liquid products.

All waste resulting from wood cutting, drilling & sanding etc. must be collected & bagged immediately & disposed of in the skips provided. Careful consideration should be given to the trenches to ensure waste & various detritus does not collect & pose a threat to utility services inside.

6.6 Security / Stand surveillance

Security is an exclusive DECC service.

The organizer will take care of general exhibition surveillance. However, in spite of our efforts, all difficulties cannot be avoided completely. The exhibitor is responsible for his/her own booth, should take all necessary measures to protect his/her equipment and personal belongings at any time.

Please refer to **N°12 Order form** in this exhibitor manual for any additional or specific request.

6.7 Electricity

All exhibitors on space only booths are required to order their electrical connection exclusively through the **N°3 Order form** in this exhibitor manual.

Please bring as many international adapters as you may need.

Electrical power will be available for free during build-up and dismantling. Please remember to bring enough extension cords to be able to reach the connection points.

6.8 Water connections

Subject to availability and to be ordered at least 2 weeks before the event

Please contact CIRCLE QATAR for more information.

Tel: +974 44418510

orders@circlegatar.com

6.9 Lighting / Audiovisual

(This is a non-exclusive service.)

Some equipment is proposed by our official main contractor, CIRCLE.

Please refer to the **N°3 Order form** and catalogue in this exhibitor manual.

You can also order through the DECC services.

Please contact DECC for more information

Tel: +974 440331111

logistics@decc.qa

6.10 Carpet / Furniture and other appliances

(This is a non-exclusive service.)

Still, some equipment is proposed by our official main contractor, CIRCLE.

Please refer to the **N°4 Order form** and catalogue in this exhibitor manual.

6.11 Booth building

Our official main contractor is CIRCLE QATAR Ltd.

Circle Qatar Ltd.

1st Floor, Building # 54

Ibn Seena Street

Al Muntazah Area

P.O. Box 22374,

Doha, Qatar

Tel: + 974 4435 5812 and 4437 5808

Fax: + 974 4442 6084

General e-Mail: enquiries@circleqatar.com

For space only exhibitors requiring design solutions, please contact Mr. Charbel Matar.

Tel.: + 974 4437 5808

Fax: + 974 4442 6084

e-Mail: charbel.matar@circleqatar.com .

6.12 Customs & forwarding

The goods imported for the purpose of exhibition are treated as temporary imports and exempted from customs duty. **All the exhibitors are advised to contact our official international freight forwarder PREMIER SHOW FREIGHT in order to collect the relevant and reliable information and procedures.**

The 3 following remarks are essential to avoid any difficulty:

- You are advised not to carry any exhibit to be displayed as hand luggage when entering Qatar
- Please note that any weapons shipment must be re-exported 100% to the exhibitor in the country of origin.
- In addition, please note also that selling, swapping or trading of weapons at the exhibition is strictly prohibited.

According to international trade exhibition regulations in use all over the world, please note that the selling of exhibits on display is forbidden on a trade show such as MILIPOL QATAR.

The temporary import procedure facilities granted to the exhibitors implies that all the goods imported for the purpose of an exhibition must be re-exported in the country of origin after the show is closed.

To ensure a smooth follow up of your logistics, please contact our official freight forwarder:

Premier Showfreight Ltd

Unit 7 Valley Point Industrial Estate
Beddington Farm Road
Croydon, Surrey, CR0 4WP United Kingdom
Tel: +44 (0) 20 3256 1270
Fax: +44 (0) 20 8683 0126
Website: www.premiershowfreight.com
General Email: info@premiershowfreight.com

Jim Huggins

Direct Line: +44 (0) 20 3256 1271
Email: jim@premiershowfreight.com

Joanne Curtis

Direct Line: +44 (0) 20 3256 1278

6.13 Handling

To manage easily the setting-up and dismantling operations, please do not forget to book your handling service by contacting our exclusive on-site goods handling contractor and freight forwarder: PREMIER SHOWFREIGHT LIMITED. **No other companies will be allowed to use handling vehicles in the premises of DECC.**

6.14 Insurance

According to the standard terms and conditions of exhibition floor space letting and booth equipment (document included in your Application Form, see Article 7), each exhibitor agrees to take out a policy covering all liabilities connected to its activity at the exhibition with a known and sound insurance company. All exhibits must be insured while they are off the premises of the exhibitor and until they are stored again. The organiser declines any responsibility in the case of loss, theft, damage and disappearance of exhibits on display.

On request, the exhibitor agrees to provide the organiser with the corresponding insurance certificate or to take out an insurance policy with the following company:

QATAR INSURANCE COMPANY

P.O. Box 666

Doha, Qatar

Tel: + 974 4496 2222 - **Fax:** + 974 4483 1569

E-mail: qatarins@qic.com.qa

Mr. C.M. UNNIKRISHNAN, Executive Vice President – Property & Commercial Risks

Tel: + 974 4496 2402 **Fax:** + 974 4483 1569

E-mail: unni.cm@qic.com.qa

Mr. RAGHU MENON, Vice President – Property & Commercial Risks

Tel: + 974 4496 2418 **Fax:** + 974 4483 1569

E-mail: raghu.menon@qic.com.qa

7. DELIVERIES / TRANSPORT - HANDLING

7.1 Customs, forwarding & Handling

Please refer to the 6.12/13 section in the general services chapter.
The organiser will not be responsible for any forwarding matters.

Do not consign exhibits to the organiser or the Doha Exhibition and Convention Centre.

Only the official freight forwarder has the right to use their equipment's for the offloading/ loading of the trucks, on any cases exhibitors/contractors are allowed to provide their own equipment's for the onsite handling propose. Please note that all shipments must be delivered via the loading docks accordingly to the schedule you'll receive after completing the form number 16, as we do not allow any deliveries to the exhibition halls via the main entrances.

7.2 Delivery procedures

Delivery address

- Your Freight forwarder
- Or DECC if delivering by your own means:
Doha Exhibition & Convention Center Westbay, Next to City Center Mall

All exhibitors, freight forwarders or contractors preferring not to use the services of our official freight forwarder PREMIER SHOW FREIGHT must fill in and send back the N°16 Form in this exhibitor manual. Every vehicle willing to deliver goods to the DECC premises must announce and schedule their arrival using this form.

The Organiser's team will cross check the information sent on the form. According to the general planning the requested arrival time will be approved or delayed to the closest.

Vehicle / Persons arriving for delivery should carry a copy of this approved form.

IMPORTANT: In the time to reach the DECC premises and before the allocated time slot, all drivers must make contact with the Official logistic team to get the go-ahead before hitting the road. Contact details will be provided once the delivery is scheduled. All vehicles arriving without an allocated time slot or contacting the Official logistic team on "D day" will be refused to enter the exhibition park.

Exhibitors/contractors are requested to report to the marshalling agents at their arrival.

DECC building security/Marshalls together with the Official Freight forwarder provides control and loading passes / pedestrian pins at the entrance of the docks.

All stands must be broken down & ready to load before vehicles will be permitted to enter the loading dock.

Persons who accompany the delivery vehicle / cargo to the venue should have official badges or build up / dismantling pins issued by the organizer.

In addition to the above address, when preparing your shipment: for any equipment to be displayed, do not forget to state on each label of each case (check with your freight forwarder):

- MILIPOL QATAR 2018

- Your Company name
- Your booth number
- Phone number of the exhibitor or recipient on site.

All traffic must enter DECC loading area through Omar Al Mukhtar street located in diplomatic area, the service road is a one-way road & is deemed a tow-away zone to ensure continuous & clear flow of traffic

- Movement of vehicles on the loading zone is strictly one way.
- Access to the exhibition hall will be between the hours advised in the Build Up timeline
- Abandoned vehicles or those exceeding the unload time period may be towed away from site if they are hindering access to the loading dock.
- Parking on service road or pedestrian footpath is not permitted at any time.
- Only personal vehicles can park in the DECC Car Park.

7.3 Private Owned Vehicle Deliveries

All deliveries should go through the loading docks.

All other POV's that wish to unload, will be directed to the designated unloading area until space is available.

The self-unloading of POV's in the designated unloading area will require a minimum of two people. One person to accompany the equipment & one person to park the vehicle immediately after unloading. Any vehicle left unattended will be towed away at the owner's expense.

7.4 Over Size / Over Weight Cargo & Exhibits and Vehicle display and Heavy equipment

For heavy equipment and any vehicle display, the relevant form should be filled & sent to DECC prior to the move in. Please refer to Vehicle / Equipment Display Form N°14 in this exhibitor manual.

Delivery of cargo/exhibits to the venue is limited to the maximum size & weight permitted as per structural safety guidelines of the venue.

All cargo / exhibits which are considered to be over the acceptable limit should be delivered only after meeting the structural safety requirements of the venue.

Max load bearing capacity of the venue floor is 2.5 tons per square meter.

Cargo / Exhibits exceeding the limit should not be delivered / placed at the venue unless approved by the Organizer/Venue HSSE/Logistics Departments & suitable safety measures are taken.

Due to existing Road Ban (6am to 8am, 12pm to 3pm and 5am to 10pm) on heavy trucks of above 5 ton capacity within Dafna area, it is advised to deliver cargo in trucks under 5 ton capacity, & thereby avoid delay in delivery to the venue.

For all cargo exceeding the permissible limit set by the venue, DECC will ask a detailed engineering study with supporting drawings indicating the weight distribution of the cargo/exhibits 1month prior to delivery / bump in date.

A typical engineering study / technical document should contain:

- Drawing of the stand indicating the displayed position of the exhibit,
- Drawing showing the Load calculation / weight distribution of the exhibit, & the dimensions (especially height of the structure & the structure when loaded on a vehicle to ensure they can fit through the designated loading door,
- Weight distribution plan,
- Floor protection plan,
- Risk Assessment for delivery & positioning,
- Method Statement for delivery & positioning of the exhibit/ lifting plan if required.

In case you need it, you can contact **NewTech** to rent load distribution panels

Contact: Mr.Anil - Mob. +974 55809416

All vehicles should have no more than a 1/4 tank of fuel when displayed in the venue & must have drip pans underneath the engine bay & pads under all tires.

Fuel tanks are to be locked & sealed with the manufacturers approved fuel cap. Connection to the battery needs to be removed during the duration of the display.

Running of display vehicles during the exhibition is prohibited.

All vehicles displayed on a gradient are to be locked & no access given unless removing the vehicle from display. If the display has the vehicle totally off the floor level, chains or straps for added safety must also secure the vehicle.

For heavy vehicles, please submit together with the vehicle display form the manufactures data sheet including weight & dimensions

7.5 On Site Storage

For exhibitor's deliveries which needs a storage area DECC offering a storage space inside/outside the venue subject to the availability. Storage is subject to availability and fees are applicable, please check with your freight forwarder.

Contact: logistics@decc.qa

7.6 Loading docks – Safety measures

All users must always keep to the speed limit in the loading docks, which is a maximum of 10 km/h, & all traffic control systems must be obeyed whilst on DECC premises. All users must be aware that vehicles & forklifts are active in this area & that should have a pre-approved gate pass from the Logistics department. No vehicle may reverse in the loading docks without the assistance of a traffic marshals. Dedicated pedestrian routes must be used where contractors exits the premises.

All traffic must enter DECC loading area through Omar Al Mukhtar street located in diplomatic area, the service road is a one-way road & is deemed a tow-away zone to ensure continuous & clear flow of traffic.

Movement of vehicles on the loading zone is strictly one way.

Access to the exhibition hall will be between the hours advised in the Build Up timeline

Abandoned vehicles or those exceeding the unload time period may be towed away from site if they are hindering access to the loading dock.

Parking on service road or pedestrian footpath is not permitted at any time.

Only personal vehicles can park in the DECC Car Park, all other vehicles must find alternative parking off the DECC Site.

It is a condition of entry to all who require access to the loading docks that vehicles, equipment & personal belongings may be randomly searched by DECC Security upon entering & exiting the loading docks.

Under no circumstances any trucks or trailers are allowed to be left on the loading docks without offloading/loading, once the truck is unloaded & before exhibition materials & equipment is set up the truck must be moved out of the venue.

On any cases, containers' grounding is not permitted on the loading docks or on any other part of the venue. Exhibition materials & equipment shall be loaded & unloaded in the loading dock. Vehicles are not to be driven into the exhibition hall unless pre-approved by DECC logistics Department.

Access to the exhibition halls via the bi-fold doors during operational hours is strictly prohibited once the exhibition is in progress.

On site handling agents shall be available to un/load exhibition materials & equipment, transporting it to the designated exhibition stand. The arrangements need to be done prior to the start of the un/loading.

All material handling equipment can be operated by trained or the Onsite Handling agents (PREMIER SHOW FREIGHT).

WARNING! The handling team will be on site from 7am to 7pm unless there is a specific order for later in the day. Please book your handling needs in advance with Premier Show Freight as soon as your delivery slot is confirmed (jim@premiershowfreight.com or info@premiershowfreight.com)

NO VEHICLES (including handling vehicles or scissors lifts) will be allowed in the Hall during the 2 last days of Build up inside the hall.

8. BOOTH INSTALLATIONS

8.1 Space only booths

Equipment included in the rental of your area:

- Booth ground marking without partition walls nor carpeting nor electricity,
- Daily cleaning of your booth during the period of exhibition
- General surveillance of the exhibition.

Your Booth design has to follow our decoration regulations and fire safety measures (Please refer to the Rules and Regulation section, part 9.1)

Once you have received and accepted your allocation in the hall it is mandatory to return the N°17 Form is this exhibitor manual following the guidelines and including the requested information.

For any additional information:

DECOPLUS

Mrs. Elizabeth TOUGARD

w.decoplus@free.fr

Tel: + 33 9 67 78 93 85

The fully completed form must be submitted with all the necessary documents before the 8th October 2018.

Please make sure to send your first project in time to be able to make potential changes. Late or incomplete submissions may jeopardize your participation in the event.

Your booth area must be restored to its original condition.

All rubbish (carpet, adhesive, etc) must be removed.

Screwing, drilling, nailing or painting on the floor, walls, pillars or any part of the exhibition hall is strictly forbidden. Any damage reported during the dismantling period will be invoiced to the responsible exhibitor.

The exhibitor is personally responsible for his/her suppliers: decorators, installers, contractors, etc.

8.2 Shell Scheme Booths (minimum: 12 sq.m.)

Equipment and services included in the rental of your area:


- Felt carpet on the ground (grey colour), no raised floor.
- The infill partition panels are white colour.
- The aluminium structure is silver colour.
- Fascia surrounding the booth.
- 1 fascia name per open side of the booth (30cm high). This standard signboard shows the exhibitor's name in English and Arabic, the booth number and the nationality flag.
- 1 electric socket 220 volts, 13 Amp.
- Lighting with 4 x 100 W track mounted spotlights for a 12 sq.m. booth (one spot per each 3 sq.m.).
- Furniture: 1 table + 3 chairs + 1 low lockable cupboard + 1 paper wastebasket.
- Daily booth cleaning during the period of exhibition.

For any additional requirements, please refer to the general services section.

If you intend to make any additional structural changes to your booth, please refer to the "Space only booths" paragraph in this section and return the requested order form.

Do not forget to choose your Fascia name board by completing the N°2 Order form in this exhibitor manual

Your Shell scheme booth will be ready and delivered to you on the **October 27th 2018**.



8.3 Heavy Equipment & Vehicles

Please refer to the Delivery / Handling section.

For any vehicle display or over size / weight exhibits, the relevant form should be filled & sent to DECC prior to the move in.

Please refer to Vehicle / Equipment Display **Form N°14**.

All vehicles should have no more than a 1/4 tank of fuel when displayed in the venue, & must have drip pans underneath the engine bay & pads under all tires.

Fuel tanks are to be locked & sealed with the manufacturers approved fuel cap. Connection to the battery needs to be removed during the duration of the display.

Running of display vehicles during the exhibition is prohibited.

All vehicles displayed on a gradient are to be locked & no access given unless removing the vehicle from display. If the display has the vehicle totally off the floor level, chains or straps for added safety must also secure the vehicle.

For heavy vehicles, please submit together with the vehicle display form the manufactures data sheet including weight & dimensions

Should you require load distribution panels, please contact NEWTECH

Contact: Mr.Anil - Mob. +974 55809416

9. RULES AND REGULATIONS

9.1 DECORATION REGULATIONS

IMPORTANT

When the exhibitor signs his/her admission request, s/he agrees to abide by all clauses Exhibition Regulations and to ensure that all decorators and contractors abide by them.

Once you have received and accepted your allocation in the hall it is mandatory to return the N°17 Form in this exhibitor manual following the guidelines and including the requested information.

In case an exhibitor, or his contractor, does not submit his booth design project or if the project build at the exhibition site is not in accordance with the decoration rules, **the organiser may oblige the exhibitor or the builder to dismantle his construction.**

For any additional information:

DECOPLUS

Mrs. Elizabeth TOUGARD

w.decoplus@free.fr

Tel: + 33 9 67 78 93 85 84

The fully completed form must be submitted with all the necessary documents before the October 8th, 2018.

Please make sure to send your first project in time to be able to make potential changes.

Late or incomplete submissions may jeopardize your participation in the event.

Your booth area must be restored to its original condition.

All rubbish (carpet, adhesive, etc) must be removed.

Screwing, drilling, nailing or painting on the floor, walls, pillars or any part of the exhibition hall is strictly forbidden.

Any damage reported during the dismantling period will be invoiced to the responsible exhibitor.

The exhibitor is personally responsible for his/her suppliers: decorators, installers, contractors, etc.

Hall floors and walls

It is strictly forbidden to drill, screw, nail or embed in the walls, partitions and floors of the halls. Exhibitors must not paint or mark walls or floors.

Weight allowance on the floor: 2.5 tons per sqm. max.

Your booth area must be restored to its original condition. Any rubbish (carpet, adhesive, etc.) must be removed.

DECC recommended types of tape:

- Euro tape
- Eurocel
- Advance tape

Any damage reported during disassembly of the booth will be invoiced to the exhibitor responsible. The exhibitor is personally responsible for his/her suppliers: decorators, installers, contractors, etc.

Setting up and presentations

Exhibits on display must not disturb or damage neighboring booths.
No exhibit may exceed the surface area of the booth.

In case of an unbalanced booth structure, stabilization must be done in holding the said structure on a heavy sole because screwing, drilling, nailing or painting on the floor, walls, pillars or any part of the exhibition hall is strictly forbidden.

Acoustic animations

The maximum sound level must not exceed 80 dB (A) – in a 2.50 meters area surrounding each booth and this without any exception, even for a short period.

Electrical fittings on booths

For obvious reasons of safety, it is strictly forbidden to use the Exhibition Centre's private installations (hall raceways, water gutters, etc.) as a passageway for the booths electrical cables. Only the designated qualified people by DECC or the appointed official contractor are authorized to do so.

Height of construction

Decoration and fitting of the booths (partitions, structures) must comply with the following prescriptions (heights are stated from the ground level of the building):

Decoration and construction items: Maximum height: 5.00 m (upper part). Signs and light trusses: Maximum height: 6.00 m (upper part)

No Rigging will be ordered 3 weeks prior the opening on the show.

No Rigging will be done during the last 2 days of Build-up.

It is strictly forbidden to dispose any fitting above the aisles (structure or signboard, bridge, flag...).

Partitions and constructions bordering the Aisles and neighbouring stands

Any construction at the edge of a booth having one or several open sides must respect the maximum closure of 50% (on each side of the booth) with a maximum of 6.00 linear meters continuous.

Transparent structures (e.g. glass, see-through fabric) which clearly allow to see inside a booth cannot be considered as an opening.

Openings must definitely be physical walk- through passages.

Sides of offices, decor or panels facing towards the neighboring stands must be smooth, plain colored and painted or covered with M1 fireproof mural fabric. No electrical cable is allowed to be seen.

It is forbidden to erect a wall or screen made up of partitions or office sides that impairs the overall view of the show, or hides the neighboring booths.

Platform edges

It is a practical need to reduce the number of injuries from trips, slips and falls caused by platform edges. Therefore, it is recommended that all platforms whereby the visitor can gain access to a stand have a gently sloping non-slip edge. There should be no sharp corners or metal edging if at all possible. If required, a separate ramp for the disabled can still be incorporated into any such ramped edge at a maximum 1:12 gradient, but must have its sides clearly guarded.

Ramps for the Disabled

Any such ramp should be clearly delineated in a contrasting colour from that of the main stand and both edges must be protected by a handrail at a Height of between 840mm-1100mm, with continuous clear headroom of 2m. The ramp width should be at Least 1000mm and the gradient not more than 1:12. Where a Risk Assessment has

highlighted the possibility of having large numbers of disabled persons at a show, these measures may require further consideration.

Re-used booths

Re-used booths are subject to the architecture regulations in the same way as newly built booths. They must abide by prescribed height limits and recesses.

Lighting

Flashing lights and revolving lights must be oriented in a way to avoid any trouble to the visitors and neighboring booths. Rotating and flashing lights may only be lit by periods of 15 minutes each hour.

Double Decker stands

Raised levels are forbidden on MILIPOL QATAR 2018.

Use of gas containers

The number of gas containers must be kept to a minimum. Their on-booth storage is strictly forbidden. Their connection and fixing to the machine is obligatory. The use of empty or fake bottles is to be preferred whenever possible. Empty or fake bottles must be identified and marked by the exhibitor.

Scheme shell booth

Any additional or structural changes have to be declared to the organizer via the N°15 Form in this manual. Please refer to the Booth installation section.

Advertising and promoting inside the exhibition

The booth allocated to the exhibitor is the only place where it is permitted to show or promote the products or services from an exhibiting company. Any advertising or promotional action (handing out of brochures or objects at the exhibition entrances or in the aisles, demonstrations, etc.) is strictly forbidden outside the booth limits or in the areas around the hall (reception gallery, car parks and square).

On his booth, the exhibitor is not permitted to use equipment or take actions that cause visual, auditory or other nuisance to his neighbors or to the visitors. The organizer reserves the right to judge what constitutes a nuisance and to take the necessary measures in each case.

Any advertising or promotional campaign of erotic nature – or considered as such by the organizer – is strictly forbidden inside the MILIPOL PARIS exhibition premises.

Equipment in motion / hazardous exhibits

Exhibitors accept full responsibility for all presentations and demonstrations made by them, under penalty of being inactivated. Nevertheless, only machines and equipment certified by the safety commission as being in accordance with the regulations will be authorized to be displayed in working order.

Whenever equipment is presented in motion, a protected area should be reserved for these maneuvers so that there will always be a minimum distance of 1.00 meter between the equipment and visitors; this minimum distance may be increased according to the characteristics of the equipment on display. These regulations will be valid for all booths.

9.2 HEALTH AND SAFETY - WORKING ON SITE

The PPE (Personal Protective Equipment) needs to be of the correct type and suitable for the purpose for which it is being used. **NO access will be permitted to workers without a PPE equipment.**

Exhibitors and contractors are responsible for ensuring that workers are issued with appropriate PPE for their work activities. Particularly in the following rules apply:

For the attention of the companies working on site:

Reminder of the main Health and Safety rules to be respected on site

It is forbidden to smoke in the halls. (Setting-up and dismantling periods)

Wearing the mandatory badge is compulsory: (Setting-up and dismantling periods) to access in the halls.

Wear of the individual protections (Safety boots compulsory, helmets, gloves, safety eyeglasses for work with special risk).

Respect the traffic lanes where access must remain free at all time for the fire services and other emergency services and handling machines. It is forbidden to keep the fixed electric tools in the traffic lanes.

You must keep clean at anytime your stand space as well the peripheral area.

For the work at height, use always means providing a collective protection (French legal standards scaffoldings, Cherry pickers, Scissors lifts). Reminder that the ladders must not be used as work position.



PAL - Powered Access License
or any other Safe Machines Driving License



Ladders, stepladders and footsteps must not be used as work positions.

Article R 4323-63 of the work code

However these facilities may be used when it is technically impossible to use equipment providing a collective protection to the workers or when the risk has been evaluated as low and the work is for a short and non-repetitive length of time



Lifting and transportation of people must be done only with specially designed equipment.



COMPULSORY DOCUMENTS ON SITE

Valid Technical Visit certificate for the machine
(Less than 6 month)

PAL - Powered Access License
or any other Safe Machines Driving License

Employer driving authorization on site

Valid medical certificate



The electrical tools, fixed or portable, must be equipped with a vacuum or dust collection system to be accepted inside the halls. moreover they must respect the French standards in force and be equipped with a 30mA differential circuit breaker.



Welding

Before carrying out any welding works, the welding permit must be filled in and approved by DECC Operations before carrying out any welding works.

- The condition of the insulation and connections of the equipment and the board must be periodically inspected.
- The earth of the casing must be connected in order to prevent any defects in the insulation.
- The grip of the electrode carrier clamp must be perfectly insulated and in good condition.
- Operators must wear officially approved leather gloves.
- Fireproof screens, canvas or sheets must be placed around the welding area in order to protect not only people but the surrounding materials.
- The electrode armour and the nature of the parts to be welded, due to the high temperatures that they reach, make a large part of these elements volatile, giving rise to harmful gases and metal fumes that in some cases can be toxic.
- Localized extractions must be employed at the same point as the welding, ensuring suitable ventilation of the area. If necessary, respiratory protection must be worn.
- Certain solvents and degreasers that may have been recently used on the parts could decompose due to the heat and the radiation forming phosgene (toxic). For these types of parts, it is recommended to first clean them with hot water before welding. Furthermore, localized extractions must be employed at the same point as the welding, ensuring suitable ventilation of the area. If necessary, respiratory protection must be worn.
- Oxygen must not be used as a substitute for breathing air, since excess oxygen entails serious risk of fire.
- If a gas inflammation occurs as a consequence of an acetylene leak in the tap or in the hand reducer, simply close the valve on the bottle.
- Copper and copper alloys must not be used in the acetylene drive line, since copper acetyl ide could form, which is explosive.
- If spontaneous heating of an acetylene bottle occurs, take it into the open air in a demarcated and clear area, spraying it at a distance until it cools. The supplier must be notified so that it can be removed. Do not use it again.
- Oxygen and acetylene bottles both full and empty must be stored separately from each other except when in service at the same welding equipment.
- Bottles must always be attached to casing frames on the carts, both in storage and in service.
- Bottles must always be stored away from heat sources and electric contacts, and protected from direct sunlight.
- Bottles must always be transported on carts, avoiding rolling them or bumping them.
- Bottles in service must always be kept in a vertical position and well fastened to their supports or a cart.
- Before starting to use a bottle, check that the manometer shows zero with the tap closed.
- Do not completely use bottles so that air does not enter them. Leave a slight surge pressure inside.
- Open the valves on the bottles slowly.
- Checking for leaks must only be done with soap water or a suitable detector, never with flames.
- The valves of the bottles must be closed when finishing the work session or during long interruptions. After the valve is closed, the hand reducer, the hoses and the blowpipe must always be discharged. Do not force the valve on a bottle when it got stocked or ever try to take it apart. Breakdowns must be fixed by the supplier.
- Periodically clean the mouth of the blowpipe to avoid flame fly backs, which could be dangerous. Use a brass needle for cleaning.

- Check the pressure scale in order to ensure the correct gas pressure for each job. Incorrect pressure could lead to explosions or flame fly backs that could deteriorate the inside of the hoses.
- To light the blowpipe, first slightly open the oxygen valve, and then open the acetylene valve in a greater proportion. Next light the mixture with a spark igniter, and finally regulate the flame in order to obtain the correct dart flame.
- Do not light the blowpipe with a flame as this could cause serious burns. Always use a spark igniter.
- To turn off the blowpipe, first close the acetylene valve and then the oxygen valve.
- Never hang the blowpipe on the bottles even when turned off.
- Hot blowpipes must be stored far from raw materials that could burn or ignite.
- Keep away the hoses from hot objects, from water, from sharp edges and from vehicle passage areas.

Individual Protection Equipment must be worn:

- Protective shield for the face and eyes.
- Long leather gloves.
- Leather gaiters.
- Apron.
- Safety shoes with non-conductive soles.
- Replacement glass must be available in case of wear-out.

Working at Height

A person is working 'at height' if there is a possibility of their being injured from falling, even if they are working at or below ground level. Generally this means **above 2m**. The above guides offer clear information on the correct use of access equipment such as ladders, cherry-pickers, mobile work platforms and scaffolding, along with guidance on ways prevent falls and ensure safe working practices whilst erecting steelwork. A brief summary of steps that the stand contractor should take **before working at height** includes:

- Undertake a suitable and sufficient Risk Assessment and Method Statement;
- Ensure that stairs and handrails (or temporary guardrails) are fitted as early as possible to provide safe access to higher levels of the stand;
- Ensure that any welding or cutting on the upper-decks do not present a fire risk or hazard to passers-by or contractors working on lower decks. A hot work permit will usually be required;
- Ensure that a safety-zone is created around the stand to protect passers-by against materials accidentally falling off the stand;
- Ensure that ladders are not to be used as workplaces, only as a means of access. Ladders used must be of industrial strength and not ones designed for domestic use;
- Ensure that suitable lighting, heating, signage, PPE and rest periods are provided;
- Ensure that the Exhibitor or their principal contractor provides hard hats to their crew and erects suitable signage.

All reasonable steps should be taken to eliminate or minimize work at height. Works at height should be properly planned and supervised and the correct equipment selected.

Contractors are to ensure that:

- All work at height takes account of conditions that could endanger safety such as high winds or slippery ground
- Those working at height must be protected by a guard rail or equipped with a fall arrest harness (except when using a ladder)

- Those involved in work at height are trained and competent
- Equipment for work at height is appropriately inspected and free from safety defects
- The risks from falling objects are properly controlled. Work platforms must have a toe board to prevent items falling
- Access is controlled to prevent other persons working or walking beneath work at heights
- Persons working in the vicinity of high works should wear hard hat
- Persons working at height on mobile elevated work platforms should wear head protection
- Plans are in place for emergencies and rescue from height exceeding 3 meters
- Ladders can be used when it is not practicable to use a working platform or the activity is low risk. Ladders must be used in accordance with manufacturer's instructions at all times. Additionally, the following guidelines must be followed:
 - Ladders must have 'industrial' rating (this type are more durable and resilient)
 - Ladders for work over 4m are not permitted
 - Leaning ladders must be placed at the correct angle
 - Ladders should only be used on level ground and must be secure e.g. suitably tied or, as a last resort, footed
 - The top treads or steps must not be used as a platform for work
 - Users should face the ladder at all times whilst climbing or dismounting
 - Stepladders should not be used sideways-on where sideways loads are applied
 - Only one person should climb or work from a ladder or a stepladder
 - Users should not overreach
 - Steps and ladders should be checked for suitability and defects each time they are used
 - When working at heights riggers must be clipped on to a rigging point via a safety lanyard or be wearing fall arrest equipment.
 - Suitable head protection must be worn to prevent injury to the head when falling.
 - The rigging company must have a rescue plan to rescue riggers suspended at height following a fall.

Access Equipment

Access equipment must be free from defect and used in accordance with the manufacturer's instructions in the manner intended. Standing directly on forks, attachments or pallets not intended for such applications is **strictly forbidden**. Riggers working outside a platform with guard rails must be clipped via a safety lanyard or use fall protection equipment to prevent falling from height.

Mobile Scaffold Towers (MST)

- When using a MST, check that the exhibitor or their contractors:
 - Follow the manufacturer's or hirer's instructions for safe use;
 - Use 3:1 height to base ratio;
 - Fit the correct guard rails, toe-boards and stabilizers;
 - Ensure that the MST is vertical and set up on a firm, level surface away from overhead hazards. Lock the wheels and outriggers;
 - Do not overload the platform;

- Do not access the MST from the outside – use an internal ladder or stair;
- Do not push the MST with persons or equipment on the platform;
- Do not overreach or put boxes on the platform to stand on.

Construction of scaffolding structures

- They must be installed by accredited and qualified personnel. Any scaffolding that does not fulfill the following conditions will be **dismantled and removed from the facilities**.
- The platform must have a 90-cm handrail, an intermediate bar and a 15 20 cm skirting board.
- Access shall be using an inside stair through a practicable flap door.
- The support surfaces on the scaffolding must be horizontal and compact. If they are erected on inclined planes wedges must be placed for the vertical displacement of the load.
- During scaffolding assembly, all personnel must wear safety harnesses, fastened to the structures as bodies are added.
- Scaffolding shall not be used for other purposes than the reasons for which it was installed (storing of materials, access to vertical holes, lowering and raising materials, etc.)

Hanging scaffolding / nacelles

- All personnel that are on hanging scaffolding must wear safety equipment to prevent falls.
- They must have a double handrail, one at 90 cm and another at 70 cm, an intermediate bar and a 15 – 20 cm skirting board.
- The floor must be anti-slip and all operations will always take place horizontally.
- The attachment of the hanging systems must be inspected periodically and load checks must have been effected and duly documented before usage.
- All of the parts that comprise the elevation systems must be inspected prior to assembly, with the results of the revision being documented in writing.
- This system cannot be used when working with heavy materials.
- Ascents and descents cannot be carried out with only a single person on the structure.

Vertical Physical Protection

Establishment of safe workplaces, independently of the location, using a platform that is at least 60 cm wide, a handrail at 90 cm height, an intermediate bar placed at 45 cm and a 15 – 20 cm skirting board. All vertical holes must have a vertical protection system that prevents people from falling. The different auxiliary means used during the activity, such as scaffolding, baskets, platform lifts, etc. must have an identical protection system for the worker using them. Only when the above is not feasible shall the following be done:

- Placement of horizontal nets.
- Placement of resistant horizontal and/or vertical nets along the length and width of the work zone.
- Load tests for the nets must be carried out, being recorded and reviewed periodically by the parties in charge of the installation companies.

Usage of Individual Protection Equipment.

A harness must always be used and accompanied by:

- Secure anchorage points.
- Suitable worker training.
- Review of the individual protection equipment on a weekly basis.

- Drawing up of a rescue and evacuation plan for workers affected by any potential fall with suitable equipment and adequately trained personnel.

Ladders with a Single Section

All single-section ladders must be in perfect condition, having no deformations or breaks in any of its main parts (clamps, rungs, hinges). Single-section stairs must be equipped with anti-slip studs and will be fixed onto the top part. The operator must also wear the safety harness and fasten it at a fixed point. It must be extended at least one meter above the resting point, maintaining a comfortable and safe space for accessing the upper level without jumping over the protective handrail. Nothing can be carried in hands while ascending or descending. If loads are carried on your back, the maximum weight will be 25 kg. The ladder cannot be moved horizontally while working on it. Due to this, the two ends must be securely fastened. The ladder will always be placed at an angle of 30° with respect to the vertical plane it is resting against, or 30 cm horizontally for each 120 cm of vertical displacement.

Lift Platforms

They must be installed by accredited and qualified personnel and must have an anti-fall system. All lift platforms must have a 90-cm handrail, an intermediate bar and a 15 – 20 cm skirting board. The work surface must be smooth, compact and resistant. Periodic inspections of the machines must be carried out, inspecting the visual and acoustic signaling devices, as well as for any possible oil leaks, the condition of the wheels, etc. It is prohibited to work on a different level than the platform base, or in other words, on the handrails, using ladders or other items on it, etc.

Scissor Ladders

All single-section ladders must be in perfect condition, having no deformations or breaks in any of its main parts (clamps, rungs, hinges). Scissor ladders will be equipped with studs. The operator must also wear the safety harness and fasten it at a fixed point if carrying out long static works at a great height. All scissor ladders must have a locking system to prevent opening. Metal scissor ladders shall not be used in the presence of electrocution risk due to the existence of conductive equipment and materials in the area.

Mobile Work Platforms

These must be installed by accredited and qualified personnel. Any platform that does not fulfil the following conditions will be dismantled and removed from the facilities. The platform must have a 90-cm height handrail, an intermediate bar and a 15 – 20 cm skirting board. Access shall be by using an inside stair through a practicable flap door. There must be a braking system on each of the legs of the mobile platform. Transport will be done horizontally close to the base and never while there is someone still up on it. The minimum width of the work platforms will be 1.2 m and will always be equipped with a complete surface of metal trays at the working level and will never be stepped. The platform height must be adjusted to the level where the works are being carried out, and this does not represent an excuse for not placing protections.

Manual Handling

All persons involved in manual handling should be trained in the correct techniques and competent to carry out the task involved. A risk assessment should be undertaken prior to operations commencement to assess the risk of injury from any hazardous manual handling that can't be avoided and mitigate the risk of injury from hazardous manual handling.

Employees involved in manual handling of materials must:

- Follow appropriate systems of work laid down for their safety (ref to Safe System of Work-SSW)
- Make proper use of equipment provided for their safety;
- Co-operate with their employer on health & safety issues;
- Apply the duties of employers, as appropriate, to their own manual handling activities;
- Ensure that their activities do not put others at risk

Housekeeping and Discarding of Materials

Exhibitors and contractors must maintain clear and safe walkways around the halls during build-up and tear-down in order that staff, contractor personnel and emergency equipment can move around the halls without unreasonable obstruction. Stand material and equipment must be kept in a reasonably orderly arrangement and any materials that are to be discarded must not be left lying around the floors to act as a fire, trip or slip hazard. Discarded material should be bagged to enable a safe and efficient removal. All timber sections that are not contained within a dedicated area and where there is risk to persons from protruding nails must be detailed to eliminate this hazard.

Safe stacking methods

- Do not obstruct corridors, stairs, extinguishers, doors or emergency exits.
- Immediately clean any spilling or discharge of liquids.

9.3 FIRE SAFETY MEASURES

1. OVERVIEW

Safety rules regarding risks of fire and panic in establishments open to the public have been established by the Order dated June 25th, 1980 (general provisions). The Order dated November 18th, 1987 sets forth the specific provisions applicable to exhibition Halls.

The text below is excerpted from said regulations in order to facilitate understanding.

The Safety Board is quite severe regarding stand construction (stability, construction and decoration materials, electrical installations, etc.). The decisions made during Safety Board inspections, the day before or the morning the event opens must be immediately implemented. Stand installation must be completed for Safety Board inspections. The exhibitor (or his representative) must be present at the stand and be prepared to provide flammability reports for all materials used. Non-compliance with this rule may lead to the removal of such materials or a prohibition on opening the stand to the public.

All large projects (> 40 m²) must be submitted to the trade show's Safety Supervisor for approval. Drawings and technical information must be submitted to the organizer at least one month before the trade show opens.

During the assembly period, the Safety Supervisor shall monitor application of the safety rules indicated hereinafter. Moreover, all information regarding fire safety may be obtained by calling:

David Humphrey, Safety and Security Manager - david.humphrey@decc.qa

FIRE SAFETY RATINGS FOR MATERIALS (Decree of 30 June 1983): In France, there are 5 categories of fire ratings (given here with their rough equivalents): M0 (A2), M1 (A2-B), M2 (C), M3 (D) and M4 (E except Ed2). M0 is an incombustible material.

Reports only in English from approved French laboratories under current regulations as of November 1988 or by equivalence, officially recognized by any report corresponding to European Standards applicable within Union Member State. Reports must be written in English.

2. STANDS FITTING-OUT

2.1 – Stand framework and partitions – Large furniture

All materials classed M0, M1, M2, and M3(1) shall be permitted for stand framework and partition construction and for building large furnishing (crates, counters, display stands, separation screens, etc.)

Conventional classification for wooden materials (Order dated June 30th, 1983)
The following shall be deemed to have the characteristics of M3 class materials:

- solid non-resinous wood whose thickness is greater than or equal to 14 mm,
- solid resinous wood whose thickness is greater than or equal to 18 mm,
- Wood-derivative panels (plywood, lath, fiberboard, particleboard) whose thickness is greater than or equal to 18 mm.

N.B.: It is absolutely prohibited to place any facilities above the alleyways (structure or fascia band, bridge, etc.)

2.2 - Surfacing Materials

2.2.1 - Wall Surfacing

Wall surfacing (natural textiles or plastics) must be composed of M0, M1, or M2 (1) class materials. They may be stretched or attached with clips. Various very thin (1 mm max.) surfacing (fabric, paper, plastic films) may be used bonded directly on M0, M1, M2, or M3 material support surfaces. However, embossed or relief paper must be bonded directly to M0 materials only. Exhibited materials may be presented in the stands without required fire-reaction testing.

Nevertheless, if said materials are used for decorating partitions or fake ceilings, and if they represent more than 20% of the total surface of said elements, the provisions contained in the preceding paragraphs shall apply to them. However, said provisions shall not apply to trade shows and stands specifically for interior decoration in which textiles and wall surfacing are presented.

1) *Or made so by fireproofing*

2.2.2 - Curtains - Wall Hangings - Sheer Curtains

Curtains, wall hangings, and sheer curtains may be free-hanging if they are class M0, M1, or M2. They are, however, prohibited on stand entrance and exit doors, but authorized on cabin doors.

2.2.3 - Paints and Varnishes

Paints and varnishes are strictly prohibited if they are deemed flammable (e.g. nitrocellulose or glycerophthalic)

2.2.4 - Floor, Podium, Stage, and Tier Surfacing

Floor surfacing must be composed of M4 class materials and solidly attached. Surfacing, whether horizontal or not, of podiums, stages, and tiers higher than 0.3 m and total surface area greater than 20 sqm must be constructed of M3 class materials. If their total surface area is less than or equal to 20 m² said surfacing may be constructed in M4 class materials.

N.B.: for M3 or M4 class carpets on wood, factor in the attachment method. Fire reaction testing data must include the statement: "Valid for stretched laying on M3 class supports."

2.2.4 bis - Platform Edges

It is a practical need to reduce the number of injuries from trips, slips and falls caused by platform edges at busier Exhibitions. Therefore, it is recommended that all platforms whereby the visitor can gain access to a stand have a gently sloping non-slip edge. There should be no sharp corners or metal edging if at all possible. If required, a separate ramp for the disabled can still be incorporated into any such ramped edge at a maximum 1:12 gradient, but must have its sides clearly guarded.

2.2.5 - Stands with Barriers Stands

Stands that are totally enclosed by barriers must feature extra emergency exits to keep the maximum travel distance off the stand to 10m (check distance with Venue). Disabled access and egress should also be considered, along with a queuing area within the stand boundaries to keep crowding in the aisle to a minimum. The barriers themselves should be of sufficient strength and height for their application.

2.3 - Decorative Elements

2.3.1 - Free-Hanging Elements

Decorative elements or free-hanging decor panels (advertising panels with a surface area greater than 0.5 m², garlands, light decorative items, etc.) must be composed of M0 or M1 class materials.

The use of signs and advertising containing white letters on a green background is strictly prohibited, as said colors are exclusively reserved for indicating exits and emergency exits.

2.3.2 - Floral Decorations

Floral decorations and synthetic materials must be limited. If not, said decorations must be produced using M2 class materials. The present provisions shall not apply to trade shows and stands specific to floral activities

N.B.: For natural plants, give preference to the use of peat humus which must be kept damp at all times.

2.3.3 - Furniture

There are no requirements for common furniture (chairs, tables, desks, etc.). However, crates, counters, shelving, etc. must be composed of M3 (1) materials.

2.4 - Canopies - Ceilings - Suspended Ceilings

Stands with ceilings, suspended ceilings, or full canopies must have a covered surface area less than 300 m². Should the covered surface area be greater than 50 m², the appropriate fire suppression systems manned continuously by at least one safety agent must be provided during times when the public is present.

2.4.1- Canopies

Canopies shall be authorized under the following conditions:

- in establishments protected by an automatic water based fire suppression system (2), the canopies must be composed of M0, M1, or M2 (1) materials,
- in establishments not protected by an automatic water based fire suppression system, they must be composed of M0 or M1 class materials.

In addition, they must have an effective hanging system preventing them from falling and be supported by a system of crosswire with a maximum mesh size of 1 m². In all cases, ceiling and suspended ceiling suspension and attachment must use M0 class materials. When insulation is placed in the ceiling or suspended ceiling plenum, it must be composed of M1 class materials.

2.4.2 - Ceilings and Suspended Ceilings

Ceilings and suspended ceilings must be composed of M0 or M1 class materials.

Nevertheless, 25% of the total surface area of ceilings and suspended ceilings may be composed of M2 class materials. Lighting fixtures and accessories shall be included in said percentage. Moreover, should the ceiling and suspended ceiling component elements be perforated or netted, they may be composed of M2 class materials where the solid surface is less than 50% of the total surface area of such ceilings and suspended ceilings.

2.5 – Handicapped Person Access

Installing a floor pan on the ground whose thickness is greater than 7 mm requires it to be fitted around its entire perimeter with a slope whose depth shall be equal to twice its height (i.e.: for a 2 cm thick floor pan, the slope shall

have a 4 cm depth). This point shall constitute dispense for the creation of an ambulant disabled persons' entrance for floor pans up to 4 cm thick. Beyond this thickness, in addition, all floors where the public may go must include an integrated ambulant disabled person's ramp, which may not impinge upon the travel circuits. It must be 0.9 m wide with a slope between 2% and 5%.

2.6 – Fireproofing

Proof of fire reaction classification for the materials used in the exhibition Halls must be provided upon request to the Safety Supervisor in the form of labels, reports, and certificates.

Surfacing and materials fulfilling the safety requirements are available for purchase from specialized merchants who must provide certificates corresponding to material classification.

To obtain a list of such merchants, contact:

GROUPEMENT NON FEU

37-39, rue de Neuilly

BP 249, 92113 Clichy (Tel.: +33 (0)1 47 56 31 48)

N.B.: Fireproofing may only be applied to wooden panels or natural fabrics or those with a significant proportion of natural fibers. It is not possible for synthetic fabrics or plastics.

VERY IMPORTANT:

It is mandatory to send the fireproof reports of all the used material on your stand. Original foreign reports may not be used, only English documents will be accepted. Please refer to the Euroclass classification table at the end of the present rules.

2.7 – Exterior Stands and Marquees, Tents, and Structures

Exterior Stands and Marquees, Tents, and Structures are not authorized on MILIPOL QATAR 2018.

3 – ELECTRICITY

3.1 - Electrical Facilities

The electrical facilities for each stand must be integrally protected against surcharges and ground faults. All metal grounds must be interconnected and connected to the stand's electrical switch board ground. Electrical connections must be made inside connection housings. Electricity cut-off systems must be continuously accessible to stand staff.

Any electrical equipment or installation on booths should be protected at the source from excess and earth fault current. All metallic masses should be interrelated and also related to the earth connection of the connection panel on the booth.

All current connections should be placed inside derivation boxes. There should be an easy access to all disconnection devices at any time.

3.2 - Electrical Equipment

3.2.1 - Electric Wiring

Electric wiring must be insulated for a minimum of 500 V, which prohibits the use of H-03-VHH (scindex) wiring. Use only wiring for which each conductor has its own protective sheath, with all conductors housed in a single protective sheath.

3.2.2 – Conductors

The use of conductors with a cross-section less than 1.5 mm² is prohibited.

3.2.3 - Electric Devices

Class 0 (3) electric devices must be protected by nominal differential current systems of at least 30 MA.

Class I (3) electric devices must be connected to the protective conductor in their supply line.

For Class II (3) electric devices, those bearing the symbol are recommended.

3.2.4 - Multi-sockets

Only fixed-based multi-sockets or adapters are allowed (molded multi-sockets)

3.2.5 - Halogen bulbs (EN 60598 standard)

Lighting fixtures containing halogen bulbs must be:

- placed at a height of at least 2.25 m,
- kept away from flammable materials (at least 0.5 m from wood and other decorative materials),
- solidly attached,
- fitted with safety screens (glass or fine mesh) providing protection against the effects of exploding bulbs.

3.2.6 - High-Voltage Lighted Signs

High-voltage lighted signs within reach of the public or stand staff must be protected, in particular the electrodes, by a screen of M3 class material or better. The cut-off switch must be indicated and transformers placed in a spot that does not pose a danger to people. Their presence may be indicated with a sign "Danger, High Voltage."

(3) as defined in standard NF C 20-030

4 - CLOSED STANDS - ROOMS SETUP IN THE HALLS

4.1 - Closed Stands

Some Exhibitors may prefer to be isolated in closed stands. Such stands must comply with decoration rules on page 30 Article 5 and must have direct exits to travel ways. Their number and size shall be based on stand surface area, i.e.:

- Less than 20 m²: one 0.9 m exit
- from 20 to 50 m²: 2 exits, one 0.9 m, the other 0.6 m
- from 51 to 100 m²: either two 0.9 m exits or 2 exits, one 1.4 m, the other 0.6 m
- from 101 to 200 m²: either two exits, one 1.4 m, the other 0.9 m, or three 0.9 m exits

Exits must be evenly distributed (1 every 6 m) and on opposite sides if possible. Each of them must be indicated with an "Exit" sign in clearly visible white letters on a green background. If the stand is closed with doors, they must open outwards, with no locking system, and without swinging into traffic.

4.2 - Rooms Setup in the Halls

Independently of surfaces reserved for exhibition, meeting rooms, restaurants, movie theatres, or presentation rooms with stages or tiers, etc. may be setup.

Platforms and tiers for standing must have a resistance of 600 kilos per m². Platforms and tiers with seats must have a resistance of 400 kilos per m².

Stairs accessing tiers must have a height of at least 0.1 m and at most 0.2 m with a going of at least 0.2 m. In this case flights of stairs are limited to 10 and nose alignment must not exceed 45°.

As each case is specific, a detailed drawing must be submitted to the Safety Supervisor who shall define the measures to be applied.

5 – RAISED LEVELS

Raised levels are not authorized on MILIPOL QATAR 2018

6 - LIQUEFIED GASES

6.1 - General Remarks

Bottles of gas, butane or propane, shall be allowed up to one 13 kilo bottle at most for every 10 m² of stand with a maximum of six per stand. The following measures must be taken:

There must be at least 5 meters of space between two bottles, unless they are separated by a rigid, non-combustible, 1 cm thick screen.

No bottle, empty or full, must remain within the exhibition hall if it is not connected to a working line.

Bottles must be connected to the device by a standard-compliant flexible hose.

Such hoses must:

- be replaced at their expiration date,
- be appropriate in connector diameter and fitted with clamping collars,
- not exceed 2 metres in length,
- be inspectable for their entire length and move freely without clamping,
- not be reachable by burner flames or by combustion products.

6.2 - Device Supply

If, exceptionally, a bottle is to supply several devices, tubing must be made of metal (copper or steel). Using solder for connections is prohibited.

Bottles must always be placed upright and the cut-off valve must remain accessible in all circumstances. All closed-in areas where they are stored must include, on the top and bottom, air vents placed so as not to be blocked by a wall, furniture, or a neighboring device.

6.3 - Compressed Gas Cylinders

Compressed gas cylinders shall be constructed in accordance with international standards in relation to colour Identification of content. Vessels containing liquids or gases under pressure shall be fitted with safety valves of an approved type, and a certificate in respect of a recent pressure test of each vessel shall be available for inspection upon reasonable request. Cylinders must be stored in a bottle cage.

6.4 - Installing Cooking Equipment

Cooking equipment is not authorized in MILIPOL QATAR 2018

7 - OPERATING EQUIPMENT - INTERNAL COMBUSTION ENGINES

Every machine presented in operation during the trade show must be declared beforehand, at least one month before the event opens. Only installations that have been declared may be authorized.

All equipment must be correctly stabilized to avoid risks of overturning. All protective measures must be fully completed when the Safety Board passes for inspection. A person in a position of authority must be present at the stand at this time.

No machine may be started or presented operational without qualified personnel present at the stand. All presentations and demonstrations shall be conducted under the Exhibitor's sole responsibility.

The electrical power supply shall be suspended, at the relevant exhibitor's expense, to any stand where machines in operation present a danger to the public and for which no measures have been taken to eliminate them.

7.1 - Equipment Presented in Operation at a Permanent Station

Equipment presented in operation at a permanent station must include appropriate permanent screens or casings, preventing the public from accessing dangerous parts, or be placed such that the dangerous parts are kept away from the public, and at the least, at a distance of one meter from traffic circuits.

7.2 - Equipment Presented in Movement

Where equipment is presented in movement, a protected area must be set aside so that the public may not approach closer than one meter - said distance may be increased given the characteristics of the equipment presented. These provisions shall be valid for all stands, including those in the open air. All machinery or moving products on display should ideally be electrically and mechanically disconnected when exhibited, and fitted with all suitable and sufficient safeguards in place.

All machinery at the show must use the correct guards, control systems and warning signs, especially when cleaning, setting and checking production quality. However, if an Exhibitor wishes to run a machine or remove a safeguard in order to demonstrate a particular function during the show, then the following hierarchy of guarding controls **MUST** be observed, as well as other control measures which the Exhibitor or manufacturer recommend. HSSE staff in charge must be informed before any guards are removed and any demonstration takes place and full safeguards closely monitored by that person onsite:

- Suitable and sufficient alternative safeguards (such as strong, transparent guards or screens, etc.) must be provided to make the exhibiting or demonstrating of any moving products safe to all persons.

Note: A distance barrier (such as post'n'rope) may be used as well as guards and screens, but not instead of. This option is viable only where there is no other danger such as ejection of materials from the machine and the original level of safety must still be maintained;

- Large, distinct Warning Notices must be displayed, preferably pictographic for the benefit of foreign language
- The Organizer's HSSE should inspect the machine prior to it working on-site. This includes the Build-up, Opening and Breakdown phases;
- Safe systems of demonstration must be set up by the Exhibitor;

7.3 - Equipment with Hydraulic Cylinders

If equipment with hydraulic cylinders is exposed in stationary extended position, hydraulic safeties must be supplemented by a mechanical system preventing any unexpected retraction.

7.4 - Internal Combustion Engines

Approval for the use of internal combustion engines must be requested beforehand at least 30 days before the event opens. Such request, on plain paper (to be attached to the declaration for the machine or device in operation included in the appendix), must specify the type and daily quantity of fuel used and be accompanied by the device's descriptive leaflet, and a drawing of the device's installation on the stand.

No device of this type may be started if the authorization request was not submitted on time.

WARNING: in any case, combustion gases must be evacuated outside the Halls.

8 - FLAMMABLE LIQUIDS

8.1 - General Remarks

The use of flammable liquids shall be limited to the following quantities per stand:

- 10 liters of category 2 flammable liquids for every 10 m² of stand, with a maximum of 80 liters,
- 5 liters of category 1 flammable liquids. The use of particularly flammable liquids (carbon disulphide, ethylene oxide, etc.) is prohibited. The following measures must be taken:
 - place a receptacle under the tanks or containers capable of holding all the liquid,
 - refill the device outside the presence of the public,
 - place the appropriate extinguishers nearby.

No flammable liquid or liquid petroleum gas shall be used within the venues without the prior written consent of DECC

Please note that LPG cylinders within the Venues are subject to approval by Civil Defence.

If the approval is granted, the cylinders must be placed outside the halls.

- The burning of charcoal or smoking fuels is not permitted within the venues.
- If it is determined by the Organiser that gas is an essential part of a particular event, then an application can be made to consider the option of piping from an external source, which must be stored safely to open air.
- Where bottles are provided for this use they must be stored in a cage with signage and LPG must not be mixed with oxygen bottles.
- The use of non-flammable specialist or rare gases such as argon, nitrogen and helium is permitted in the exhibition halls provided that information on the volume, storage and an assessment of risk are provided in advance for approval.
- It is obligatory for the exhibitor to provide a fire extinguisher at their stand if a gas supply is provided or if a potentially hazardous material is introduced in the halls.

8.2 - Exhibiting Automobiles inside the Halls

Exhibiting automobiles or other vehicles shall be permitted within the Halls if they have a direct relationship to the exhibition. Installing "stand" semi-trailers or similar is prohibited. The gas tanks for motors presented stopped must be empty or fitted with locked caps. Accumulator battery terminals must be protected so as to be inaccessible.

When featuring any exhibits with fuel tanks, including vehicles, boats, plant or machinery then the following steps are suggested as a general guide,

The fuel tank should contain the absolute minimum necessary, usually one gallon (approx. 5 liters), i.e.: only the amount required to move the exhibit into/out of the Venue.

The same applies for Vehicles parked within 3 meters of the building, whether temporary or otherwise. Diesel vehicles are not subject to this requirement, however, where possible fuel levels must be reduced to a minimum. There is evidence that draining the fuel tank completely may increase the risk of explosion from fumes and vapors. If, however, the fuel tank has never contained fuel (in the case of brand- new vehicles) then it may be better to keep the tank totally empty. Advice should be sought from the relevant vehicle manufacturer or safety specialist.

- Emptying or filling of fuel tanks must not be done during the exhibition's open hours, or anywhere on the premises.
- The fuel tank must be fitted with a locked or otherwise secured fuel-cap.
- Internal combustion engines must not be run during any Open Period.
- Any and all batteries must be fully disconnected and made safe.
- Keys or equivalent starting device must be handed over to security staff after inspection

Please note:

- Combustion engines are not permitted to be run at any time during the event
- It is advisable to use a drip tray where there is a risk of damage to the venue's floor.
- Damage identified during the dilapidation survey will be charged by the organizer of the event.

8.3 - Presenting Flammable Products

All containers for flammable liquids presented on the stands (paint or varnish cans, bottles, aerosol cans, etc.) must be empty except for a few samples in limited quantity for demonstrations.

8.4 – Prohibited Materials, Products, Gases

Air, nitrogen, and carbon dioxide gas bottles shall be permitted without restriction.

8.4.1 – The following shall be prohibited in the exhibition Halls (pursuant to Article T45 of the safety regulations)

Distributing samples or products containing flammable gas;

- balloons inflated with flammable or toxic gas;
- celluloid items;
- the presence of pyrotechnics or explosives;
- the presence of ethylene oxide, carbon disulphide, ethyl ether, or acetone.

8.4.2 – The use of acetylene, oxygen, hydrogen, or a gas presenting the same risks is prohibited, unless a specific waiver is granted by the appropriate administrative authority (Prefecture, Safety Board) at least one month before the start of the event for the required regulatory administrative procedure.

WARNING: storage of empty of full bottles shall not be tolerated within the Halls.

8.5 – Smoke Production

Approval for the use of smoke machines to create fog or lighting effects must be requested from the administrative authority (Prefecture, Safety Board) at least one month before the start of the event.

See form n° 15.

8.6 - Candles in the Venues

The use of candles or similar flame equipment within the venues is not permitted without prior approval from the venue.

9 - RADIOACTIVE SUBSTANCES - X-RAYS**9.1 - Radioactive Substances**

Authorization to present radioactive substances on exhibit stands may only be granted for demonstrating devices and where substance radioactivity is less than:

- 37 kilobecquerels (1 microcurie) for those composed of Group I (4) radioelements,
- 370 kilobecquerels (10 microcuries) for those composed of Group II (4) radioelements,
- 3,700 kilobecquerels (100 microcuries) for those composed of Group III (4) radioelements.
- Waivers may be granted for the use of substances with higher activity subject to the following measures:
- radioactive substances must be effectively protected,

- their presence must be indicated using the ionisation radiation schematics defined in standard NF M 60-101, as well as their type and radioactivity,
- their removal by the public must be made materially impossible either by attachment to a device requiring the use of a tool to remove or by distance,
- they must be under constant surveillance by one or more Exhibitors designated by name. When such surveillance ends, even in the absence of the public, the radioactive substances must be stored in a fireproof container, bearing very clearly the conventional symbol for ionizing radiation,
- the equivalent dose rate, at all points in the stand, must remain under 7.5 micro-sieverts per hour (0.75 millirad equivalent in man per hour).

Approval (or a waiver) for the use of radioactive substances must be requested from the administrative authority (CIVIL DEFENSE QATAR) at least one month before the beginning of the event.

Such request, on plain paper (to be attached to the declaration for the machine or device in operation included in the appendix), must specify the type and radioactivity of the substances and the group to which they belong, the name and title of the persons responsible for their surveillance and be accompanied by the device's descriptive leaflet, a drawing of the device's installation on the stand and a document drawn up and signed by the installer certifying compliance with the present provisions. No device of this type may be started if the authorization request was not submitted on time.

WARNING: stands where radioactive substances are presented must be built and decorated with M1 class materials.

9.2 – X-rays

Authorization to present devices emitting X-rays on the stands may only be granted if they and their accessories comply with the rules set forth in standard NF C 74-100.

In particular, the following measures must be taken:

- removing superfluous objects from around the x-ray generator and the sample to be examined,
- materializing and signposting the area not accessible to the public,
- the leakage exposure rate must not exceed 0.258 micro coulomb per kilo and per hour (1 milliroentgen per hour)

10 – LASERS

The use of lasers in the exhibition Halls shall be permitted subject to compliance with the following provisions: in no case shall the public be subjected to the direct or reflected laser beam, the device and its ancillary equipment must be solidly attached to stable elements,

- the device's surroundings and the area covered by the beam must not contain elements reflecting the relevant wavelengths,
- the housing containing the laser and its optical deviation system must be class I or II (in accordance with standard NF C 20-030),
- Exhibitors must ensure, during testing outside the presence of the public, the absence of reaction from materials used for fitting-out and decorating the stand, and the fire protection equipment to the heat energy produced by the light beams.

A declaration for the all laser installations must be sent to the administrative authority (Prefecture, Safety Board) at least one month before the start of the event.

Contact the Safety Supervisor for information regarding the required administrative procedures regarding this request. Such declaration, on plain paper (to be attached to the declaration for the machine or device in operation included in the appendix), must be accompanied by the device's descriptive leaflet, and a drawing of the device's

installation on the stand and a document drawn up and signed by the installer certifying compliance with the present provisions. No device of this type may be started if the declaration request was not submitted on time.

Due to the large variation in pulse length, energy content and wavelength, the hazards associated with lasers varies widely. Three aspects of laser application may influence hazard evaluation and therefore influence control measures, these being;

- **Capability of injuring persons, which may include burns or eye damage**
- **The environment in which the laser is used**
- **The persons operating the laser (if not computer controlled) and the persons who may be exposed**
- Class 1: Safe under all viewing conditions
- Class 2: Should be terminated at the end of its useful path, where practicable, and should not be aimed at persons
- Class 3A: Competent persons to oversee use of equipment, areas of use should be controlled, avoid reflecting surfaces such as mirrors and lenses
- Class 3B: Hazardous to the eye, assess risk to persons and consider physical barriers and personal protective equipment.
- Class 4: Hazardous to the eye, assess risk to persons and consider physical barriers and personal protective equipment.
- **Only Class 1 and Class 2 lasers will be considered for approval by DECC.**

11 – HAZARDOUS SUBSTANCES, CHEMICAL WASTE AND FUMES

It is essential that you seek the guidance of a Competent Person when identifying the control measures needed when dealing with any hazardous substance. A Risk Assessment is vital, and should cover:

- Storage (at the Venue and on the stand)
- Usage (how, when, what, where, why)
- Emission (fumes and vapours)
- Waste removal. The following six steps that can be taken to reduce the risks in any given situation. In order they are:

Eliminate the hazard (e.g.: use an alternative safer substance such as coloured water for demonstration purposes);

Reduce the risk (e.g.: bring only the minimum necessary amount to site);

Isolate the hazard (e.g.: enclosing the area with barriers or encasing chemical);

Control the risk (e.g.: issuing instructions to all visitors, or using a member of staff to control visitors and ensuring that all operatives are trained and experienced);

Personal protection (e.g.: providing protection such as masks, gloves and other protective work wear to operatives);

Discipline (e.g.: providing a sign warning of the dangers; set up a safe system of work and ensure staff adheres to control measures by monitoring onsite).

Steps 1, 2 and 3 are considered hard measures, steps 4, 5 and 6 are considered soft measures. Hard measures should always be used first.

Any hazardous substances to be brought onto site, for any reason, must be clearly identified and brought to the

attention of the Venue's at least three months prior to the start of tenancy. This should include suitable times for access and deliveries on to the stand and this responsibility may be able to be given to the appointed lifting contractor for the show if they are suitably experienced at dealing with hazardous substances.

All spillages of hazardous substances on site must be cleared up immediately and dealt with in accordance with the manufacturer's Safety Data Sheet. Exhibitors must be made aware of the reporting procedures on site, and the venue managers trained in the handling of any hazardous material they might come into contact with. Where demonstrations are likely to create toxic or noxious fumes, due thought must be given to the necessity of allowing the process on site in the first place. A safer alternative, i.e.: substitute the hazardous substance for a safe one specifically for the exhibition, should be sought whenever possible.

11.1 - Storage of Hazardous Substances

Compressed gas cylinders or vessels containing liquids or gas under pressure should be stored in a safe manner and declared to the organizer. Any equipment used to produce,

supply or transfer gases (including pressurized air) must get switched off at the close of daily exhibition activities, where a 24 hours requirement is not provided.

11.2 - Chemical Products

All chemical products must be correctly indicated with their respective labels, always keeping them in their original packaging, and with the safety data sheet, so that users can be notified about the product risks and the preventive measures to be adapted for its control. Chemical products must not be heated or placed near ignition sources, except those that require heating for their usage. Safe and ergonomically designed packaging must be used, preferably metal. Glass bottling is only suitable for small amounts. Plastic containers must be watched over for any possible deterioration and must not be placed in the sun. Individual protection equipment must be employed in accordance with the instructions on the label\ and the safety data specifications. They must be handled in properly ventilated areas and if necessary, personnel shall be equipped with the corresponding respiratory protection means. When finishing works, the brushes, chamois, rags, etc. impregnated with these products must be placed in especially covered metal containers for disposal. The elimination and transformation of waste shall only be carried out via a supplier.

11.3 - Waste Collection & Removal Services

The following waste items are strictly forbidden from skips: Explosive materials such as large metallic objects, masonry, spray cans, solvent containers, inkjet cartridges, batteries, fuel, flammable liquids, cleaning agents, paint tins, fluorescent tubes, glass & all organic waste including food & liquid products.

All waste resulting from wood cutting, drilling & sanding etc. must be collected & bagged immediately & disposed of in the skips provided. Careful consideration should be given to the trenches to ensure waste & various detritus does not collect & pose a threat to utility services inside.

11.4 - Emissions in the Halls

Any exhibit or process which generates fumes or hazardous bi-products will require permission for use, depending on the circumstances of the equipment operations. A Risk Assessment together with Method Statement is required prior to granting of permission. Equipment running on energy sources such as petrol and diesel which emit fumes into the halls, will not be allowed during the public opening times of the event. Such equipment will be required to be located outside the building. Combustible engines must only be started to allow movement on and off of stands or for access and egress from the halls. Where vehicles are required in the halls, the batteries should be disconnected and the key should be handed over to DECC Security. On site, the exhibitor will be asked to sign an agreement form that will be kept with the keys by DECC Security.

12 - EMERGENCY RESOURCES

Emergency resources must remain constantly visible.

Access to various emergency resources (fire hydrant and hydrant stems, first aid hose systems, telephones, extinguishers, smoke release hatches, etc.) must remain continuously unblocked.

13 - OPERATING INSTRUCTIONS

It is prohibited to create, on the exhibition surfaces, in the stand, and in clearance areas, piles of crates, wood, straw, cardboard, etc.

Periodic (daily) cleaning must remove dust and waste of all types from the premises. All waste and debris from cleaning and sweeping must be removed each day, before the opening to the public and be removed from the establishment.

On stands fitted with a first aid hose system, clearance of one metre next to the device must be left free of any equipment up to the public traffic alleyway.

The presence of panels or cloth masking the device is absolutely prohibited.

SUMMARY OF FRENCH AND EUROPEAN EQUIVALENCES

M0 or A European Standards = Non combustible
M1 or B European Standards = Non flammable
M2 or C European Standards = Flammable with difficulty
M3 or D European Standards = Moderately flammable
M4 or E European Standards = Easily flammable

	IZED	NT TO BE SUBMITTED
Wood (or wood composite) > 18 mm not laminate	Wood (not laminate) agglomerated plywood lath	None - (M3 assimilated materials)
Wood < 18 mm & > 5 mm Wood > 18 mm, laminate	M3 original or D European Standards	Report M3(or Labels on materials)
Plywood - Agglomerate < 5 mm wood based composite	M1 or fireproofed on both sides with paint, varnish, salts by an approved applicator B European standards	Reports M1 or fireproofing certificate with name of the product, descriptive leaflet, application date
Carpets on the ground	Natural: M4 or E European Standards Synthetics: - M3 or D European standards	Reports
Fabrics and surfacing wall textiles	M1 ou ignifugé ou B normes Européennes	Reports or fireproofing certificate with name of the product, descriptive leaflet, application date
Plastic materials (plaques, letters)	M1 or B European Standards	Reports M1
Paint	Permitted on M0, M1 supports or wood (nitrocellulose paint prohibited)	Reports regarding supports
Free-hanging decoration (paper, cardboard)	1 or fireproofed or B European standards	Reports or fireproofing certificate with name of the product, descriptive leaflet, application date
Floral decorations made of synthetic materials	M1 originally (fireproofing prohibited) or B European standards	Reports M1
Bonded or clipped decoration (paper)	No substantiation required if bonded over the entire surface or clipped every 5 cm. Split Installation	
Furniture	Large furniture: M3 or D Light structures: M3 or D Padding: M4 or E Envelope: M1 or B	Reports or fireproofing certificate (so substantiation required if rented furniture)
Glazing	Reinforced, tempered, ply	Reports, certificates or substantiation such as an invoice
Other Materials	Request approval	Written response by the Safety Supervisor

N.B.: Reports only in English from approved French laboratories under current regulations as of November 1998 **or, by equivalence**, officially recognized by any report corresponding to European Standards applicable within Union Member State. **REPORTS MUST BE WRITTEN IN ENGLISH.**

9.4 GENERAL RULES AND REGULATIONS

We remind you that the “Standard terms and conditions of exhibition floor space letting and booth equipment” and the “General terms of sale of communication tools” are available on the last pages of the exhibition application form that you have signed to register as an exhibitor. This information is also available on the web site and we thank you to pay attention to it.

10. SPECIFIC REGULATIONS: WAR EQUIPMENT EXHIBITION REGULATIONS

10.1 Equipment authorized at the exhibition

By its very nature, MILIPOL QATAR 2018 exhibition authorises its exhibitors to present, on their stands, the arms and components set out in Article L2331-1 of the French Code of Defence:

Category A: Military equipment and arms prohibited for acquisition or possession, subject to the provisions of Articles L.312-1 to L.312-4-3 of the Code of Internal Security. This category includes:

A1: arms and arms components prohibited for acquisition or possession

A2: arms covered by the category of military equipment, equipment intended to carry or use firearms in combat, equipment providing protection against poison gas

Category B: arms subject to authorisation for their acquisition or possession

Category C: arms subject to declaration for their acquisition or possession

Category D: arms subject to registration, and arms and equipment which may be freely acquired and possessed

If presenting these types of products, exhibitors undertake to comply with the legal provisions governing them, as recapitulated in Articles L2331-1 to L2339-19 of the French Code of Defence.

MILIPOL QATAR 2018 hereby specifies that authorisation to present such equipment on the stand in no way constitutes administrative authorisation to carry or transport the said equipment outside MILIPOL QATAR 2018 exhibition.

10.2 Procedure for exhibiting such equipment

Such equipment:

- Must in all cases be secured, by means of an uncuttable connection (of metal type) to a large, heavy object.
- Must not under any circumstances be operational (removal of the firing pin, for example).

If the exhibitor does not have an overnight security service, they must store, in an armoured container, and for each arm exhibited, one of the safety parts required for its operation (the breech or cylinder for handguns, for example).

Live ammunition may not be presented at the exhibition.

When handling arms, exhibitors must use dummy or inert ammunition (pierced cartridge case, for example).

10.3 Equipment not permitted to be shown at the exhibition

Arms subject to prohibition by the French Code of Defense are also prohibited from exhibition at MILIPOL QATAR 2018. Are forbidden:

- Biological and toxin based arms: Articles L2341-1 to L2341-2 and Articles L2341-3 to L2341-7
- Chemical arms: Articles L2341-1 to L2342-2 and sections 1 to 5
- Anti-personnel mines: Articles L2343-1 to Article L2343-12
- Cluster munitions: Article L2344-1 to Article L2344-11

All equipment and accessories prohibited by the Geneva Convention,

According to the Commission Implementing Regulation (EU) No 775/2014 of 16 July 2014 amending Council Regulation (EC) No 1236/2005 concerning trade in certain goods which could be used for capital punishment, torture or other cruel, inhuman or degrading treatment or punishment, **the following materials are forbidden :**

1- Goods designed for the execution of human beings, as follows:

- 1.1 Gallows and guillotines
- 1.2 Electric chairs for the purpose of execution of human beings
- 1.3 Airtight vault, made of e.g. steel and glass, designed for the purpose of execution of human beings by the administration of a lethal gas or substance
- 1.4 Automatic drug injection systems designed for the purpose of execution of human beings by the administration of a lethal chemical substance

2- Goods which are not suitable for use by law enforcement authorities to restrain human beings as follows:

- 2.1 Electric shock devices which are intended to be worn on the body by a restrained individual, such as belts, sleeves and cuffs, designed for restraining human beings by the administration of electric shocks
- 2.2 Thumbs-cuffs, finger-cuffs, thumbscrews and finger-screws. Note: this item includes both serrated and non serrated cuffs and screws
- 2.3 Bar fetters, weighted leg restraints and gang chains comprising bar fetters or weighted leg restraints.
Notes:
 - 2.3.1 Bar fetters are shackles or ankle rings fitted with a locking mechanism, linked by a rigid bar which is typically made of metal
 - 2.3.2 This item includes bar fetters and weighted leg restraints which are linked to ordinary handcuffs by means of a chain
- 2.4 Cuffs for retraining human beings, designed to be anchored to a wall, floor or ceiling particularly for the purposes of torture and inhumane or degrading treatment (manacles for the feet for example).
- 2.5 Restraint chairs: chairs fitted with shackles or other devices to restrain a human being Note: this item does not prohibit chairs only fitted with straps or belts
- 2.6 Shackle boards and shackle beds: board and belts fitted with shackles or other devices to restrain a human being Note: this item does not prohibit boards and beds only fitted with straps or belts
- 2.7 Cage beds: beds comprising a cage (four sides and a ceiling) or similar structure enclosing a human being within the confines of the bed, the ceiling or one or more of the sides of which are fitted with metal or other bars, and which can only be opened from outside
- 2.8 Net beds: beds comprising a cage (four sides and a ceiling) or similar structure enclosing a human being within the confines of the bed, the ceiling or one or more sides of which are fitted with nets, and which can only be opened from outside

3- Portable devices which are not suitable for use by law enforcement authorities for the purpose of riot control or self-protection, as follow:

- 3.1 Batons or truncheons made of metal or other material having a shaft with metal spikes
- 3.2 Shields with metal spikes

4- Whips as follows:

- 4.1 Whips comprising multiple lashes or thongs, such as knouts or cats o'nine tails
- 4.2 Whips having one or more lashes or thongs fitted with bards, hooks, spikes, metal wires or similar objects enhancing the impact of the lash or thong

The Organizer may not under any circumstances be held responsible if required to prohibit an exhibitor from presenting a product prohibited by the foregoing paragraph.

11. EMERGENCY PROCEDURES

Evacuation Announcement

In the event of an evacuation, resulting from fire alarm activation, the following automated voice announcement will be heard in English /Arabic languages:

“May I have your attention please, an incident had been detected in the building, please leave the building immediately by the nearest available exit, do not attempt to use the lifts “

نرجو الانتباه، تم الكشف عن حادث في المبنى، الرجاء مغادرة المبنى فوراً من اقرب مخرج متاح. نرجو منكم عدم استخدام المصاعد

What to do if evacuation sirens are heard:

- Abandon the activity you are doing
- Disconnect the equipment from the electrical network and close the gas cut-off key.
- Leave rapidly but without running or stopping.
- Close any doors you pass through if you are the last one to leave.
- If you are with non-DECC personnel, notify them that the evacuation order has been given and make them accompany you.
- Move towards the outside meeting points following the signaled evacuation routes.

Evacuation of People with Special Needs

Special arrangements must be made to evacuate wheelchair users, people on crutches, and frail and/or elderly or heavily pregnant women from above ground floor level. Should a panic ensue, a person whose restricted mobility might unduly delay the evacuation of others up or down staircases may well be swept aside by the more able bodied. All persons with a disability (permanent or temporary) that may delay their recognition of the fire alarm or their response to it must be identified on a Special Needs Evacuation Register and have a Personal Emergency Evacuation Plan (PEEP) prepared in consultation with DECC.

Assembly Points

If you are leaving DECC across the lobby: Sidewalk area on south side of DECC

If you are leaving DECC across the loading area: Sidewalk area on north side of DECC

If you are leaving DECC directly outdoor from Hall 1: Sidewalk area on west side of DECC

Follow the instructions of the DECC security personnel. Do not return to the affected area until receiving instructions from security personnel.

If the evacuation route is obstructed by smoke:

- Go to an alternative exit.
- If this is not possible, crawl towards the exit as smoke generally rises.

Fire

In case of detecting a fire, smelling a smoke or in an emergency situation:

- Call the internal emergency number, stating the location, the area and the type of situation:
- Emergency telephone number: **+974 4033 1999 or 999** if called from venue phone
- If the above is not possible, press the closest alarm button

What to do if you need emergency health assistance:

- Directly inform the nearest Security Guard
- Inform Security about the event using the following telephone numbers:
- If the person has lost consciousness, stretch the person out on the floor with his or her feet elevated.
- In case of vomiting, place the head in a sideways position.
- Always loosen and unfasten clothing, neckties, belts, etc.

12. TRAVEL AND ACCOMODATION

12.1 Travel to Doha



Traveling to Doha has never been easier thanks to the new Hamad International Airport, with direct international flights to over 137 destinations and over 30 airlines companies available.

Qatar Airways offers attractive discounts on a wide range of airfares for Milipol Qatar 2018 attendees. Please refers to the website, “Useful Information > Flight & Accommodation” section, to know more about Qatar Airways discounts.

12.2 Your Hotel in Doha

Even considering the number of new hotels in and around Doha, the number of accommodation facilities is still small compared to the number of events held in Doha. Then it is strongly recommended to reserve your accommodation at the soonest.

The following hotels in Doha have granted a privileged rate to MILIPOL QATAR 2018 exhibitors and visitors.

Rates overview:

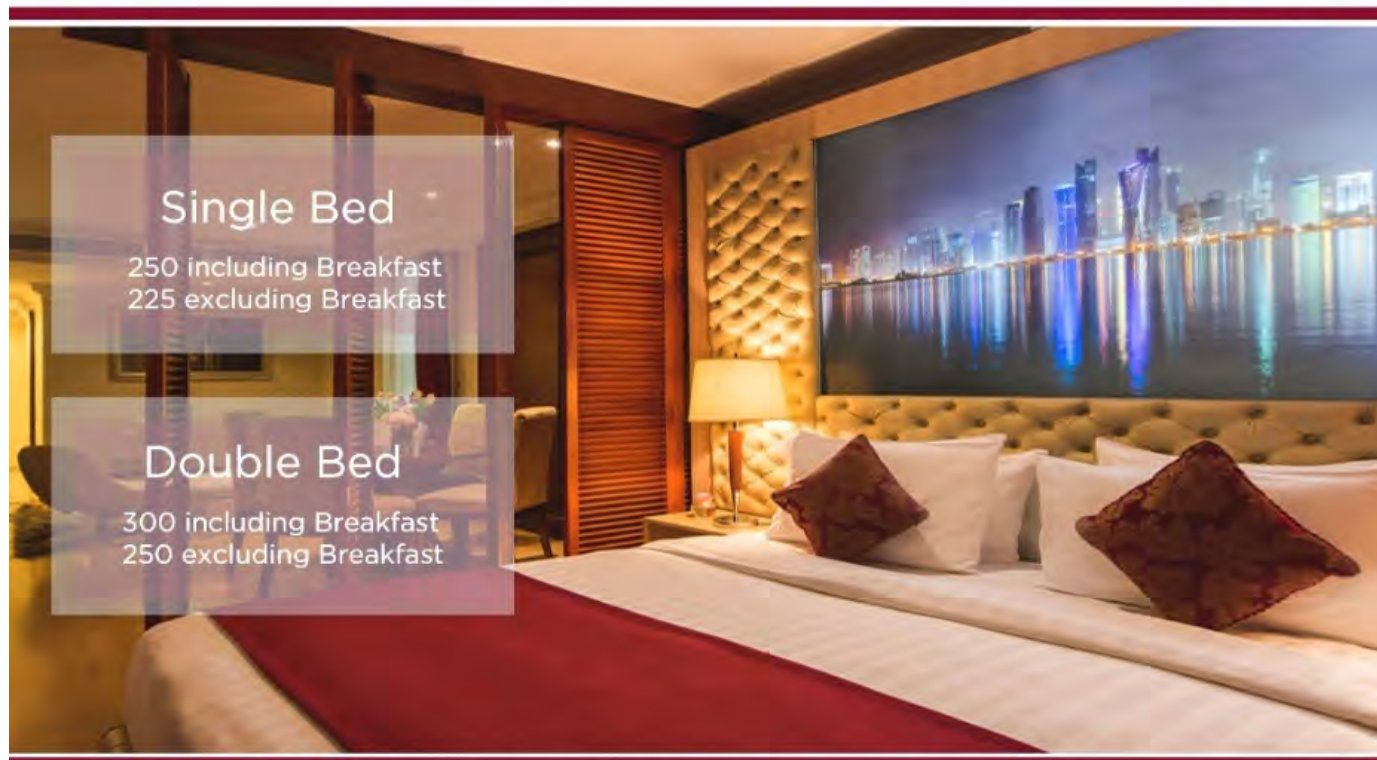
Hotel name	room format	Price in QAR and €	Stars Number
Best Western Plus	Single	225 QAR (52€)	****
	Single with Breakfast	250 QAR (58€)	
	Double	250 QAR (58€)	
	Double with Breakfast	300 QAR (70€)	
Fraser Suites	Single bed or double and 1 B (35 sqm)	350 QAR (81€)	*****
	Single bed or double and 1 B (80 sqm)	480 QAR (111€)	
Intercontinental	Single with Breakfast	550 QAR (128€)	*****
	Double with Breakfast	600 QAR (139€)	
Mercure	Single	200 QAR (46€)	****
	Single with Breakfast	225 QAR (52€)	
	Double	250 QAR (58€)	
	Double with Breakfast	300 QAR (70€)	
Millennium Plaza	Single	350 QAR (81€)	*****
	Single with Breakfast	400 QAR (93€)	
	Double	400 QAR (93€)	
	Double with Breakfast	450 QAR (104€)	
Retaj Al Rayyan Hotel	Single	250 QAR (58€)	****
	Double	300 QAR (70€)	
The Westin	Single	475 QAR (110€)	*****
	Single with Breakfast	565 QAR (131€)	
	Double	575 QAR (133€)	
	Double with Breakfast	675 QAR (157€)	

IMPORTANT: To take advantage of the privileged rates granted by the above and hereunder listed hotels, **do not forget to precise that you are an exhibitor at MILIPOL QATAR 2018** when registering. It is an open choice to book at your preferred hotel by your own source.

12.2. 1 - Best Western Plus



12th International exhibition
of homeland security



MILIPOL QATAR 2018

Luxury hotel in the most desirable location in the city

- Free airport pickup
- Complimentary high speed Wi-Fi
- Free Access to Hotel recreation Center
- Free late checkout until 4 PM (Subject to hotel availability)

For reservations, Please contact Mr. Khaled Haj - Sales Manager +974 3325 7608 / khaled.haj@bwpdoha.com

bestwesternplusdoha

bestwesternplusdoha

bestwesternplusdoha

12. 2. 2 - Fraser Suite Doha



Milipol Qatar 2018 Exhibition Participants Special Rate 2018

ROOM TYPES	SIZE Sqm	RATE PER NIGHT (single breakfast)	REMARKS
Deluxe Room	35 sqm	QAR 350.00	Bed Type: 1 King Size Bed or 2 Single Beds Bathroom: 1 bathroom with bathtub
Executive Room	40 sqm	QAR 380.00	Bed Type: 1 King Size Bed Bathroom: 1 bathroom with separate walk-in shower and bathtub
Studio Executive	80 sqm	QAR 480.00	Bed Type: 1 King Size Bed or 2 Single Beds Bathroom: 1 bathroom with bathtub
One Bedroom Suites	100 sqm	QAR 530.00	Bed Type: 1 Queen Size Bed Bathroom: 1 bathroom with separate walk-in shower and bathtub

Inclusions:

- Complimentary internet access
- Tea/coffee making facilities in the suites on arrival
- Two complimentary mineral water bottles in room on arrival.
- Daily House Keeping Services
- Baby Cots will be provided on complimentary basis (up to 2 years of age)/ Extra Bed Charges (QAR 150/night)
- 40% Discount on the total Laundry Service invoice
- 20% Discount on the total Room Service (24/7) invoice
- All airport transfer (requests to be made within 24 hours in advance)
 - QAR 60 for private transfers
 - Complimentary scheduled Airport Shuttle Service
- Complimentary access to gymnasium, pool, Jacuzzi & sauna

F&B OFFERS

20% DISCOUNT FOOD & BEVERAGES SERVICES			
RESTAURANTS	BREAKFAST	LUNCH	DINNER
The Dining Room	Buffet	Buffet	A la Carte
Al Amaken	A la Carte	A la Carte	A la Carte
Hydro Pool Bar	A la Carte	A la Carte	A la Carte

Inclusions:

- Kids' Menus are available
 - 50% discount on meal rates for the children 6-12 years/ 6 years below complimentary

SPA OFFERS

OFFERS	RATE	DETAILS
Relaxing Massage/Other Selected SPA Treatment	20% Discount	Advance booking
Facial Treatments	30% Discount	Advance Booking
Ladies Day Pool Entrance	QAR 199	April till October 2018

**Terms & Conditions:**

- Fraser Suites Doha reserves the right to alter or withdraw these privileges contract at any time.
- The above room rates/ F&B rates/ SPA offers are subject to availability.
- Advance reservations required.
- Required to present company ID at the time of discount availing.

12. 2. 3 - Intercontinental Doha City

<http://www.intercontinental.com/dohacity>



9 May 2018

Dear Mr. Arthur Lefay

Milipol Qatar Exhibition 2018

We are delighted that Milipol Qatar Exhibition 2018 is considering InterContinental Doha the City as a possible venue for the upcoming event.

Please find the below room rate and benefits as requested:

Hotel room arrangement:

Room Type	Check in	Check out	Rate on Bed & Breakfasts
Deluxe Single Room	20 October 2018	5 November 2018	550 QR
Deluxe Double Room	20 October 2018	5 November 2018	600 QR
Executive Suite	20 October 2018	5 November 2018	1150 QR

Guest room benefits:

- The above rates are on Bed & Breakfast basis.
- The above rates are inclusive of 3 pieces of laundry per person per day
- Complimentary wireless high speed internet access
- 20 % discount on all other the outlets of the hotel
- 20 % discount on laundry

Rate Confidentiality

All rates are not to be posted through any websites and should not be disclosed, directly or indirectly, unless explicit written approval is given by the Hotel.

Looking forward to your comments on this proposal, we sincerely hope to have the opportunity of assisting you with this important request. Meanwhile, should you require any further information, please feel free to contact me any time at your convenience.

N.B.: The above mentioned rates are valid for 07 days from receiving the email.

Khaled Kasseb
Sales Manager

West Bay P.O. Box 22178 Doha – Qatar
Tel: +974 4015 8888 Fax: +974 40158810 www.intercontinental.com/dohacity

12. 2. 4 - Mercure Hotel Grand Doha



GRAND DOHA

MILIPOL QATAR - 29 TO 31 OCTOBER 2018

Mercure, International Chain Hotel of the AccorHotels Group which has over 4,300 hotels worldwide in different brands is pleased to offer very special rates to Exhibitors and Visitors of Milipol Qatar 2018.

A. RATES IN QATARI RIYALS ON PER ROOM PER NIGHT BASIS

i) RATES ON ROOM ONLY BASIS:

	Single Room	Double Room
Standard	QAR 200	QAR 225
Superior	QAR 250	QAR 275

ii) RATES FOR ROOM INCLUSIVE OF BUFFET BREAKFAST:

	Single Room	Double Room
Standard	QAR 250	QAR 300
Superior	QAR 300	QAR 350

All rooms are centrally air-conditioned with direct dial telephone, TV with prime channels, mini bar and 24-hours room service. For information, our normal rates are Single QAR 900 net and for Double Room, it is QAR 950 net.

B. TERMS & CONDITIONS

- Room Rates will be net and no additional charges.
- Rates are valid for pre and post Milipol Exhibition 2018.

C. GENERAL BENEFITS

- Complimentary Airport Transfers and transfers to the Exhibition Center and Back during the days of the Exhibition
- Welcome Drink on arrival
- Complimentary wireless Internet connectivity
- Complimentary tea/coffee facilities in the room
- Two bottles of small mineral water daily

D. RESERVATIONS CONTACT:

Tel: +974-44462010

Email: reservations@mercure.com.qa

E. LEISURE FACILITIES: Swimming Pool, Fitness Centre and Sauna for use of guests.

12. 2. 5 - Millenium Plaza



Group Rate Offer

Company:	Milipol Network	Millennium Plaza Doha
Contact:	Mr. Arthur Lefay	Ms. Edlyn Dumlao
Title:	Assistant Communication	Sales Manager
Email:	ibrahim.mohammed212@gmail.com	edlyn.dumlao@millenniumhotels.com
Address:	Paris	234 Suhaim Bin Hamad St. (C-Ring Road), Al Sadd, PO Box 2367, Doha, Qatar
Telephone:	+33(0)176771183	+974 66962181

2018 Special Group Rates –:

Rooms Type	Date	Rates Room Only	Rates Room with Breakfast
Superior Room (Single)	TBA	QAR 350	QAR 400
Superior Room (Twin or Double)	TBA	QAR 400	QAR 450

SUPPLEMENTS INCLUDED

- Complimentary access to the Pool, Gym, Sauna, & Jacuzzi.
- Corporate rates include free Wi-Fi.
- Free Access Business Center

General Terms & Conditions

- Timings for check-in is at 2:00 pm and check-out at 12 noon. A supplement of 50% of the room rate will be charged for the late check-out between 2:00 pm to 6:00 pm and full room rate will be charged from 6:00 pm onwards it's all subject to availability.

234 Suhaim Bin Hamad St. (C-Ring Road), Al Sadd, PO Box 2367, Doha, Qatar
 T +974 4 041 6999 F +974 4 414 6999
 W millenniumhotels.com

12. 2. 6 - Retaj Hotel



Room Type	Room Rate
Deluxe Single Room	250 QAR
Deluxe Double Rooms	300 QAR

Benefits:

- The offer includes buffet breakfast.
- Early check-in free of charge (Subject to availability).
- Late check-out till 14:00 pm (Subject to Availability).
- Free access to the health club, sauna, Jacuzzi and to the swimming pool.
- High speed internet at the hotel room free of charge.
- Wireless Internet access available in the hotel lobby free of charge.
- Free Tea & coffee making facilities in the Rooms.
- Free mineral water in the rooms.

12. 2. 7 - The Westin Doha



THE WESTIN
DOHA
HOTEL & SPA

Stay Well at Doha's Downtown Sanctuary

Westin gives you lots of ways to make the most of personal rejuvenation in the Deluxe guestrooms with world-renowned Westin Heavenly® Bed. Indulge in the nutritious SuperFoodsRx™ options in over six delectable restaurants and bars. Play well in one of our four magnificent pools including the infinity pool and feel well in the tranquility of the Heavenly® Spa. It's the perfect escape from arduous city life leaving you feeling better than when you arrived.

Book our
Deluxe Rooms
from 575 QR
inclusive of
breakfast & wifi

Room Type	Single B&B with Transportation	Double B&B with Transportation
Deluxe City View	575	675
Deluxe Pool View	645	745

Room Type	Single with Transportation	Double with Transportation
Deluxe City View	475	575
Deluxe Pool View	545	645

The above rate is inclusive of:

- Transportation from/to DECC

FOR MORE INFORMATION PLEASE CONTACT:

M: elias.rizk@westin.com / reservations.doha@westin.com | T: +974 5584 4937 / +974 4492 1600 | W: westindoha.com

©2016 Marriott International, Inc. All Rights Reserved. Westin and its logos are the trademarks of Marriott International, Inc., or its affiliates. For full terms and conditions, visit westindoha.com

13. MILIPOL QATAR EXHIBITS NOMENCLATURE

13.1 Types of activity / product

- 1** **Transmissions - Communications - Positioning**
 - 1.1 Communications
 - 1.2 Interception and jamming
 - 1.3 Tracking

- 2** **Authentication - Access control - Surveillance**
 - 2.1 Authentication
 - 2.2 Access control and physical security
 - 2.3 Integrated systems and control rooms for video surveillance

- 3** **Information technology**
 - 3.1 Data processing and analysis software
 - 3.2 Image analysis and processing software
 - 3.3 Encryption
 - 3.4 Information system security
 - 3.5 High-security operating systems
 - 3.6 Rugged computers

- 4** **Optics – Optronics**
 - 4.1 Sighting equipment
 - 4.2 Image capture
 - 4.3 Observation
 - 4.4 Lighting
 - 4.5 Radar

- 5** **Consultancy - Training – Services**
 - 5.1 Consultancy
 - 5.2 Training
 - 5.3 Services

- 6** **Mobility**
 - 6.1 Manufacturers
 - 6.2 Equipment

- 7** **Weapons – Ammunition**
 - 7.1 Weapons
 - 7.2 Ammunition and pyrotechnics

- 8** **Personal equipment - Fabrics**
 - 8.1 Personal protective equipment
 - 8.2 Clothing
 - 8.3 Accessories and other equipment

- 9** **Major risks - Crisis management - Civil emergencies**
 - 9.1 Specific communication and transmissions
 - 9.2 Victim rescue
 - 9.3 Logistic support equipment
 - 9.4 Emergency service equipment

10 Specific transverse technologies

- 10.1 Drones & robotics
- 10.2 Materials, fibres and fabrics
- 10.3 Measurement and analysis equipment

11 Corporate and media

- 11.1 Government authorities, groups, associations
- 11.2 Media

12.2 Classification by theme

A	Data protection - Information and Communication systems
B	Economic and Industrial Intelligence
C	Systems integration
D	Risk analysis and management
E	CBRN
F	Civil Defence
G	Forensic science services
H	Law enforcement
I	Anti-terrorism – Special Forces
J	Protection of industrial and sensitive sites
K	Fight against organised crime
L	Security of public places – Urban Security
M	Transport security
N	Port and airport security – Border control
O	Road safety
P	Security of financial systems
Q	Prison sector
R	Oil and gas sector
S	Fight against Cyberthreats and Cybercrime
T	Private Security

14. ORDER FORMS

- 1 - Free invitation cards**
- 2 - Fascia name board**
- 3- Power mains, audio visual, electrical appliances & fittings**
- 4- Rental of furniture & appliances**
- 5 - Waste removal form**
- 6 - Exhibit Insurance Company**
- 7 - Visa application form**
- 8 - Outside Caterer approval**
- 9 - Stand Catering**
- 10 - IT & Telecommunications**
- 11 - Rigging**
- 12 - Security**
- 13 – Stand Cleaning**
- 14 – Vehicle Display**
- 15 – Haze / Smoke use**
- 16 - Delivery scheduling / Vehicle registration & heavy material/vehicule exhibition**
- 17 - Stand design approval form**



Form 1 – Free invitations cards form

Deadline: September 24th, 2018

Company : Booth number :

Contact name :

Address :

..... Country :

Tél : Fax : E-mail :

MILIPOL QATAR is a trade exhibition. Admittance is only possible with an official invitation from an exhibitor or from the Organize. Minors under 16 are not allowed to enter.

Please note MILIPOL QATAR proposes you to send e-invitations that can be personalized with your logo, stand number and sent to your contacts data base. Free of charge (Deadline September 24, 2018).

Quantity of sets required:

- Visitor invitation cards:sets x 50 cards
- VIP invitation cards:sets x 10 cards

VISITOR and VIP INVITATION CARDS DELIVERY ADDRESS:

First name: Middle name: Last name:

Telephone: Email:

Company name:

Address: (please, do not indicate a PO box)

Additional address:

Post code: City: Country:

Please, send back this form to:
aurelie.misat@comexposium.com

Comexposium Security
 Immeuble le Wilson – 70, avenue du Général de Gaulle – 92058 PARIS LA DÉFENSE Cedex – France
 Tel : +33 (0)1 76 77 13 55



Form 2 – Fascia name board

Deadline: October 1st, 2018

Fascia name board

FASCIA: this is the sign with your company name which appears above your stand

This form must **ONLY** be completed by Fitted Shell Scheme Exhibitors

MILIPOL QATAR 2018: OCTOBER 29 – 31
Fascia Name Board / Booth Sign

Please type the name of your company in the box below in English & Arabic with a maximum of 26 characters.

Company Name:	Stand No:
Contact Person:	Tel. No.:
	E-mail:
Fax No:	Date:

The deadline to submit this form and graphic text is on October 1, 2018.

Kindly submit your orders to
orders@circlegatar.com
 Tel: +974 44418510
 Fax: +97444426084



Form 3 – POWER MAINS, AUDIO VISUAL, ELECTRICAL APPLIANCES AND FITTINGS

Deadline: October 1st, 2018

Power mains, Audio Visual, Electrical appliances & fittings

It is compulsory for space only exhibitors to complete this form.
Fitted Shell may complete this form only if they require additional electricity and/or lighting.

MILIPOL QATAR 2018: October 29 – 31

Company Name:	Stand No :
Contact Person:	Tel No:
Address:	E-mail:
Fax No:	Date:

#	Furniture and Appliances	Qty	Price / Sqm / Piece Qr	Total / QR
31	16 Amp single phase power – Ground supply only		1,500.00	
32	16 Amp single phase power main – Ceiling supply only		2,500.00	
33	32 Amp three phase power main – Ground supply only		5,500.00	
34	32 Amp three phase power main – Ceiling supply only		6,500.00	
35	63 Amp three phase power main – Ground supply only		8,700.00	
36	63 Amp three phase power main – Ceiling supply only		9,700.00	
37	Distribution box – single phase		1,100.00	
38	Distribution box – three phase		1,500.00	
39	Additional 13 Amp socket (shell scheme booths only)		140.00	
40	Spotlight on track light system: 100watt (shell scheme booths only)		125.00	
41	Spotlight with arm: 100watt (shell scheme booths only)		155.00	
42	Halogen floodlight: 300watt (shell scheme booths only)		175.00	
43	Multi-pin plug		15.00	
44	Extension Cord with multi-plug		65.00	
45	32-inch LCD screen with DVD/R player & stand		1,650.00	
46	42-inch LCD screen with DVD/R player & stand		1,825.00	
47	Laptop 15inch		800.00	

Payment for all services can be made by cheque or bank transfer to:

Account Name: CIRCLE QATAR LTD
Bank: HSBC Bank Middle East Limited
IBAN QAR Account: QA25BBME0000000000001579093001- Qatari Riyals
IBAN USD Account: QA97BBME0000000000001579093063- US Dollars
Swift Code: BBMEQAQX

Payment in full must accompany this order

The deadline for orders is October 1, 2018. 20% surcharge will be added to all orders received after this date & before or on October 15, 2018. From October 16, 2018 orders will only be accepted on site during the set-up & will be subjected to 50% additional charge and availability.

Stands will start energizing two days prior to the opening day of the exhibition i.e. October 27, 2018. Ensure that all electrical work is up to code to avoid delays. Electrical testing will be done before stand energizing. Should you require 24hr power or for the stand to be energized earlier, kindly contact Circle Qatar Ltd for an additional quotation to support your requirements.

Kindly submit your orders to

orders@circleqatar.com

Tel: +974 44418510

Fax: +974 44426084

POWER MAINS, AUDIO VISUAL, ELECTRICAL APPLIANCES AND FITTINGS

			
31 - 32	33 - 34	35 - 36	37
16 Amp Single Phase Power main	32 Amp Three Phase Power main	63 Amp Three Phase Power main	Distribution box Single phase
			
38	39	40	41
Distribution box Three phase	Additional 13 amp socket (shell scheme booths only)	Spotlight on track light system: 100 Watt (shell scheme booths only)	Spotlight with arm: 100 Watt (shell scheme booths only)
			
42	43	44	45
Halogen floodlight: 300 watt (shell scheme booths only)	Multi-pin plug	Extension cord with multi plug	32 inch LCD screen with DVD/R player and stand
			
46	47		
42 inch LCD screen with DVD/R player and stand	Laptop 15 inches		



Form 4 – RENTAL OF FURNITURE & APPLIANCES

Deadline: October 1st, 2018

Furniture and Appliances

MILIPOL QATAR 2018: October 29 – 31				
Company Name:		Stand No :		
Contact Person:		Tel No:		
Address:		E-mail:		
Fax No:		Date:		

#	Furniture and Appliances	Qty	Price / Sqm / Piece Qr	Total / QR
1	Carpet. Please contact Circle Qatar Ltd. For color & availability		37.00	
2	Acrylic panel 1 x 2.5m within Octanorm system		310.00	
3	Additional Wall panel 1 x 2.5m within Octanorm system		175.00	
4	Lockable Hinged Door (within wall panel) within Octanorm System		385.00	
5	Folding door (within wall panel) within Octanorm System		420.00	
6	High table; beech laminated, 800x800x750mm high		140.00	
7	High table; white laminated, 700x700x750mm high		150.00	
8	Cocktail table; white laminated round top D600, H1000mm		170.00	
9	Coffee table; black top, 600x600x400mm		125.00	
10	Upright chair; black with chrome frame		115.00	
11	Upright chair, white seat with chrome legs		130.00	
12	Lounge chair; black fabric upholstery		220.00	
13	Lounge chair; blue fabric upholstery		220.00	
14	Lounge chair; grey fabric upholstery		220.00	
15	Lounge chair; red fabric upholstery		220.00	
16	Lounge chair; white leather upholstery		255.00	
17	Bar Stool; chrome frame with black upholstery		130.00	
18	Bar Stool; bombo design, white		170.00	
19	Bar Stool; bombo design, black		170.00	
20	Lockable cupboard; 1000 x 500 x 900mm high		250.00	
21	Flat shelf; white laminated 1040 x 300mm deep mounted on Octanorm System		60.00	
22	Sloping shelf; white laminated 1040 x 300mm deep mounted on Octanorm System		60.00	
23	Exhibit Display Plinth; 500 x 500 x 500mm high/white		140.00	
24	Exhibit Display Plinth; 500 x 500 x 750mm high/white		155.00	
25	Exhibit Display Plinth; 500 x 500 x 900mm high/white		165.00	
26	Counter glass showcase; 1000 x 500 x 1000mm high/white base		455.00	
27	Tall glass showcase; 1000 x 500 x 2000mm high/white base		875.00	
28	Wooden free-standing literature holder; 4 x A4		200.00	
29	Refrigerator; 140 liter		320.00	
30	Waste Basket		20.00	

Payment for all services can be made by cheque or bank transfer to:
 Account Name: CIRCLE QATAR LTD
 Bank: HSBC Bank Middle East Limited
 IBAN QAR Account: QA25BBME000000000001579093001- Qatari Riyals
 IBAN USD Account: QA97BBME000000000001579093063- US Dollars
 Swift Code: BBMEQAQX

Payment in full must accompany this order

The deadline for orders is October 1, 2018. 20% surcharge will be added to all orders received after this date & before or on October 15, 2018. From October 16, 2018 orders will only be accepted on site during the set-up & will be subjected to 50% additional charge and availability.

Kindly submit your orders to
orders@circleqatar.com
 Tel: +974 44418510
 Fax: +974 44426084

FURNITURE AND APPLIANCES BROCHURE

 <p>1</p>	 <p>2</p>	 <p>3</p>	 <p>4</p>
Carpet	Acrylic panel 1 x 2.5m	Additional wall panel 1 x 2.5m	Lockable hinged door (within wall panel)
 <p>5</p>	 <p>6</p>	 <p>7</p>	 <p>8</p>
Folding door	Table; beech laminated, 800x800x750mm high	Table; white laminated, 700x700x750mm high	High cocktail table; White laminated round top D600, H1000mm
 <p>9</p>	 <p>10</p>	 <p>11</p>	 <p>12</p>
Coffee table; black top 600x600x400mm	Upright chair; black with chrome frame	Upright chair; plastic white with chrome frame	Lounge chair fabric upholstered; black
 <p>13</p>	 <p>14</p>	 <p>15</p>	 <p>16</p>
Lounge chair fabric upholstered; blue	Lounge chair fabric upholstered; grey	Lounge chair fabric upholstered; red	Lounge chair leather upholstered; white

FURNITURE AND APPLIANCES BROCHURE

			
17 Bar stool; black leather with chrome frame	18 Bar stool; white bamboo style	19 Bar stool; black bamboo style	20 Lockable cupboard with shelf; 1000x500x900mm H.
			
21 Flat shelf white laminated; 1040x300mm depth	22 Sloping shelf white laminated; 1040x300mm depth	23 Exhibit display plinth; 500x500x500mm high / white	24 Exhibit display plinth; 500x500x750mm high / white
			
25 Exhibit display plinth; 500x500x900mm high / white	26 Counter glass showcase; 1000x500x1200mm high /white	27 Tall glass showcase; 1000x500x2000mm high with lights	28 Wooden free standing literature holder; grey (4 x A4 size paper)
			
29 Refrigerator; small 140 liter without socket	30 Waste basket		



Form 5 – waste removal

Deadline: October 1st, 2018

EXHIBITOR

Company name: Stand number:

Person in charge (name & function) :

Email:

Mobile phone:

- To avoid waste and unnecessary waste, we ask you to take them back with you.
- For items that you can't recycle and want to discard, it is mandatory to order the m³ needed to evacuate them (wood, plastics, flooring, cartons...)
- Common skips will be placed in the delivery area and the waste deposit will be checked.

Please tick one of the 2 answers:

☐ **Yes, I need to order m³ to evacuate wastes:**

Company name	Contact on site Phone number	Date of need	M ³ of waste	Price/m ³	TOTAL
				28 €	
				28 €	
				28 €	
				28 €	
				28 €	
				28 €	
				28 €	
				28 €	
				28 €	

☐ **No, I don't need to order m³ to evacuate wastes and will bring back the wastes.
I will never put anything into the skips.**

Name of the person completing the form:

Company name:

Date:

Stamp and signature:.....

Please send back this form to: aurelie.misat@comexposium.com

Comexposium Security

Immeuble Le Wilson – 70 avenue du Général De Gaulle

92058 Paris la Défense Cedex – France

Tel : +33 (0)1 76 77 13 55

Company: Booth number:
Contact name:
Address:
Country:
Tel: Fax: E-mail:

List of displayed items	Value of displayed items
Name and address of your freight forwarder:	
Date :	Signature and company stamp
Name of the signatory :	



Form 7 – Visa Application Form

Deadline: September 27th, 2018

Company :	Booth number :
Contact name :	
Address :	
.....	
Country :	
Tél :	Fax :
E-mail :	

Important: Please attach to this form a clear photocopy of the first four pages of your passport for necessary formalities.

Surname	
First names	
Date of birth	
Place of birth	
Nationality	
Passport number	
Date of issue	
Date of expiry	
Place of issue	
Arrival date in Qatar	
Date	
Signature and company stamp	

You may duplicate this form according to the number of required visas.

To be returned by fax or by e-mail to your hotel



Form 8 – Outside Caterer approval form 1/3

Deadline: September 23rd, 2018



مركز الدوحة للمعارض والمؤتمرات | Doha Exhibition and Convention Center

F&B Approval Form

Outsourced On stand caterer's approval form

Email: fnb@decc.qa

OUTSOURCED-ON STAND CATERING

It is mandatory for any outsourced caterer to submit the following documents to DECC management in order to get access to the venue for providing their services to the exhibitor/client who has requested for such service. Depending on the nature of the offer the exhibitor/client must pay a daily corkage fee of QAR3500 per exhibition stand/booth per day to DECC for allowing such services to be delivered in the venue.

Should the caterer providing such services in DECC not have a written approval from DECC management they will not be allowed to operate in the venue.

DECC also reserves the right to remove any food or beverage from the venue premises which is not supplied or authorized in writing by DECC management.

Document Submission

1. Company trade license & computer card
2. Signed disclaimer form with a copy of the catering menu along with prices
3. Food handlers certificate for onsite service personnel & HACCP certificate for the business unit
4. Written acceptance of DECC corkage fees
5. Advance cash deposit or cheque addressed to Qatar tourism authority for the full amount of corkage fee
6. Name and address of the exhibitor who will be invoiced for corkage fees
7. F&B delivery schedule (onsite) with vehicle plate number
8. Provision for suitable waste management methods and dishwashing facilities to be arranged by the caterer directly

Please type or Write in BLOCK CAPITALS

Exhibition Details

Exhibition Name Exhibition Date
Hall No Stand No Stand Name

Exhibitors Contact Details

First Name
Last Name Job Title
Company Name Contractor ☐ Exhibitor ☐ Agent ☐
Company Address
City Postal Code Country
Direct No Mobile No
Email
On-site Contact Name On-site Contact No

Form 8 – Outside Caterer approval form 2/3



مركز الدوحة للمعارض
والمؤتمرات | Doha Exhibition and
Convention Center

F&B Approval
Form

Caterer's Contact Details

Company Name	<input type="text"/>		
Company Address	<input type="text"/>		
City	<input type="text"/>	Postal Code	<input type="text"/>
		Country	<input type="text"/>
Direct No	<input type="text"/>	Mobile No	<input type="text"/>
On-site Contact First Name	<input type="text"/>	On-site Contact No	<input type="text"/>
Email	<input type="text"/>		

On Stand Catering Approval Requirements

Item Name	<input type="text"/>	Prepared at	<input type="text"/>
Item Name	<input type="text"/>	Prepared at	<input type="text"/>
Item Name	<input type="text"/>	Prepared at	<input type="text"/>
Item Name	<input type="text"/>	Prepared at	<input type="text"/>
Item Name	<input type="text"/>	Prepared at	<input type="text"/>
Item Name	<input type="text"/>	Prepared at	<input type="text"/>
Item Name	<input type="text"/>	Prepared at	<input type="text"/>
Item Name	<input type="text"/>	Prepared at	<input type="text"/>
Item Name	<input type="text"/>	Prepared at	<input type="text"/>
Item Name	<input type="text"/>	Prepared at	<input type="text"/>
Item Name	<input type="text"/>	Prepared at	<input type="text"/>
Item Name	<input type="text"/>	Prepared at	<input type="text"/>
Item Name	<input type="text"/>	Prepared at	<input type="text"/>

Form 8 – Outside Caterer approval form 3/3



مركز الدوحة للمعارض
والمؤتمرات | Doha Exhibitions and
Convention Center

F&B Approval
Form

Food & Beverage Disclaimer Waiver

General Guidelines

DECC reserves the right to remove any food or beverage not authorized in writing by DECC's Food and Beverage management

This agreement is specifically for the utilization for this one-off occurrence, as independently agreed between DECC and the said party.

This agreement in no way replaces or supersedes any other agreement and shall not be the foundation of an agreement for any future event or activity to be held at the venue (DECC).

The DECC Food and Beverage exclusivity or Corkage policy is and will be upheld for any future event or activity held at the venue (DECC).

Acknowledgment and Undertaking Letter

I the undersigned ("Client"), do hereby acknowledge that I am responsible for all and any damages arising out of or in connection with my direct or indirect use or consumption of food prepared or purchased from an outsourced supplier for the above event, and I ("Client") undertake to defend, indemnify and hold harmless Venue Pro Management (the Manager and Operator of DECC, holding CR no. 73905) and Qatar Tourism Authority, their respective officers, officials, employees, agents, representatives, successors and assigns from any and all claims, actions, suits, procedures, costs, expenses, damages and liability of any nature whatsoever, including but not limited to food-borne illnesses and death, arising out of or in connection with my direct or indirect use or consumption of food prepared or purchased from an outsourced supplier for the above event.

By signing below, I acknowledge my responsibility for safe handling, preparation, presentation, distribution and dispensing of items provided and I release Venue Pro Management and Qatar Tourism Authority, their respective officers, officials, employees, agents, representatives, successors and assigns from any direct, indirect or consequential liability.

I have read this document and fully understand its terms and understand that I am giving up substantial rights, including my right to sue, I acknowledge that I am signing this document freely and voluntarily, and intend by my signature to a complete and unconditional release of liability to the greatest extent allowed by Law.

This Acknowledgment and Undertaking Letter shall insure to benefit and shall be binding upon Client's successors and assigns.

IN WITNESS, WHEREOF, I ("Client") have signed this Acknowledgment and Undertaking Letter by my duly authorized signatory on the date below.

Name:

Outsourced F&B Operators name:

Signature:

Outsourced Suppliers Address:

Company Name:

Position:

Date:



Form 9 – Stand catering form 1/8

Deadline: September 23rd, 2018



مركز الدوحة للمعارض
والمؤتمرات | Doha Exhibition and
Convention Center

F&B Form

STAND CATERING FORM 2018

Please Return Completed Forms To DECC's Exhibitor Services

Email: fnb@decc.qa

Please fill in or type **BLOCK CAPITALS**

(DECC Cannot be held responsible for mistakes from illegible handwriting)

Exhibition Details

Exhibition Name	<input type="text"/>	Exhibition Date	<input type="text"/>
Hall No	<input type="text"/>	Stand No	<input type="text"/>
		Stand Name	<input type="text"/>

Order Contact Details

First Name	<input type="text"/>		
Last Name	<input type="text"/>	Job Title	<input type="text"/>
Company Name	<input type="text"/>	Contractor	<input type="checkbox"/>
		Exhibitor	<input type="checkbox"/>
		Agent	<input type="checkbox"/>
Company Address	<input type="text"/>		
City	<input type="text"/>	Postal Code	<input type="text"/>
		Country	<input type="text"/>
Direct No	<input type="text"/>	Mobile No	<input type="text"/>
Email	<input type="text"/>		
On-site Contact Name	<input type="text"/>	On-site Contact No	<input type="text"/>

The following pages offer a wide range of catering options that can be simply ordered by filling out this form.

Orders received less than **10 days** prior to the move-in of the event cannot be guaranteed.

Please contact us to discuss your requirements and to create a tailored menu to suit your requirements.

***Corkage Fees** : This is a daily fixed fee to be paid directly by the exhibitors allowing them to utilize the services of any caterer other than DECC's recommended service provider for any stand catering orders.

For any details on corkage fee policy kindly contact us directly

Form 9 – Stand catering form 2/8



مركز الدوحة للمعارض
والمؤتمرات | Doha Exhibition and
Convention Center

F&B Form

Beverage Packages

Beverage Packages											
Water											
Item	QTY	Price QAR	Subtotal QAR	Sunday	Monday	Tuesday	Wednesday	Thursday	Friday	Saturday	Delivery Time
Mineral Water Still (large) 1.5 LTR (6 bottles)		40									
Mineral Water Still (small) 500ML (12 bottles)		40									
Evian (Small) 500 ML (12 bottles)		80									
Evian (Large) 1 LTR (6 bottles)		100									
Badoit (Small) 500 ML (12 bottles)		80									
Badoit (Large) 1 LTR (6 bottles)		100									
Water - 5 Gallon (19 LTR)		50									

Total:

Soft Drinks

Item	QTY	Price QAR	Subtotal QAR	Sunday	Monday	Tuesday	Wednesday	Thursday	Friday	Saturday	Delivery Time
Coca Cola (24 cans)		120									
Diet Coke (24 cans)		120									
Pepsi (24 cans)		120									
Diet Pepsi (24 cans)		120									
7'up (24 cans)		120									
Mirinda (24 cans)		120									
Assorted Soft Drinks (24 Cans)		120									
Red Bull (12 cans)		180									

Total:

Form 9 – Stand catering form 3/8

DECC

مركز الدوحة للمعارض
والمؤتمرات | Doha Exhibition and
Convention Center

F&B Form

Hot Beverages &

Replenishment Stock

Beverage Packages

Item	QTY	Price QAR	Subtotal QAR	Sunday	Monday	Tuesday	Wednesday	Thursday	Friday	Saturday	Delivery Time
Black Coffee (1 Flask) With milk, white & brown sugar, sweeteners & 12 disposable cups.		130									
Black Tea (1 Flask) With milk, white & brown sugar, sweeteners & 12 disposable cups.		130									
Arabic Coffee Pot (1LTR) With Dates		100									
10 Nescafe Coffee Sachets		60									
10 Black Tea Bags		30									
10 Green Tea Bags		30									
Hot Chocolate Powder (250 gm)		70									
Long Life Milk (1ltr)		15									
Fresh Milk (2ltr)		30									
Nespresso Pods (10 pieces)		120									
Nespresso Pods Decaf (10 pieces)		120									
Nespresso Pods (50 Pieces)		550									
Sugar Set 25 white, 25 brown & 15 sweeteners		20									

Total:

Item	QTY	Price QAR	Subtotal QAR	Sunday	Monday	Tuesday	Wednesday	Thursday	Friday	Saturday	Delivery Time
Chilled - Orange (1 LTR)		25									
Chilled - Apple (1 LTR)		25									
Chilled - Mixed Fruit (1 LTR)		25									
Lemon Iced Tea (1 LTR)		30									
Fresh Juice - Orange (2 LTR)		120									
Fresh juice - Watermelon (2 LTR)		120									
Fresh juice - Pineapple (2 LTR)		120									
Fresh Juice - Lemon & Mint (2 LTR)		120									

Total:

Form 9 – Stand catering form 4/8



مركز الدوحة للمعارض
والمؤتمرات | Doha Exhibition and
Convention Center

F&B Form

Sundry/Disposable

On Stand Rental Options (Subject To Availability)

Item	QTY	Price QAR	Subtotal QAR	Sunday	Monday	Tuesday	Wednesday	Thursday	Friday	Saturday	Delivery Time
Water Dispenser (Requires 13amp Socket)		75 Per Day									
Beverage Fridge (Single door)		600 for 2days									
Hot Water Urn – Filled (100 Cups) 80 Nescafe Sachets, 20 Tea Bags 500gm Drinking Chocolate, 24 Liters Water 100 Heat Barrier Disposable Cups, 4 Liters of Milk		800 for 1 Delivery									
Nespresso Coffee Machine CS220 Includes 40 Nespresso Capsules, 40 Tea Bags (Black and Green) 2 packets of milk, sugar, disposable cups & stirrers.		850 Per Day									
Coffee Cups, Saucers, 16cm Plates, Teaspoons (12 Sets)		180 Per Day									
Water Goblets and Old-Fashioned Glasses (12 Sets)		120 Per Day									
All Purpose Cutlery - Forks, Knives & Spoons (12 Sets)		120 Per Day									
Male Service Personnel (9 hours Including 1 hour break)		400 Per Day									
Female Service Personnel (9 hours Including 1 hour break)		450 Per Day									
Arabic Coffee Server in traditional dress (6 hours Including break)		750 Per Day									
Service Staff- Extra hours		50 Per Hour									
Arabic Coffee Server– Extra hours		100 Per Hour									
Disposable Espresso Cups (50 Cups)		50									
Disposable Coffee Cups Large (50 Cups)		50									
Disposable Coffee Cups Large with Lids (50 Cups)		75									
Disposable Transparent Cups for Juice & Soft Drinks (50 Cups)		25									
Paper Cups for Water Dispenser (50 Cups)		15									
Paper Napkins (Packet)		15									
Disposable Tea Spoons (50 Spoons)		20									
Disposable Cutlery Set (1 Set) Contains Spoon Fork, Knife and Paper Napkin		5									
Disposable Large Plates (25 Plates)		50									

Total:

Form 9 – Stand catering form 5/8



مركز الدوحة للمعارض
والمؤتمرات

Doha Exhibition and
Convention Center

F&B Form

Bakery & Pastry

Bakery & Pastry

Item	QTY	Price QAR	Subtotal QAR	Sunday	Monday	Tuesday	Wednesday	Thursday	Friday	Saturday	Delivery Time
Butter Croissants (12 pcs)		140									
Chocolate Croissant (12 pcs)		140									
Assorted Croissants (24 pcs)		250									
Vanilla Muffins (12 pcs)		140									
Chocolate Chip Muffins (12 pcs)		140									
Assorted Muffins (24 pcs)		250									
Danish Pastry (12 pcs)		140									
Baker's Dozen or 13 .. 2 Butter Croissants, 2 Chocolate Croissants, 2 Vanilla Muffin, 2 Chocolate Muffin, 2 Danish Pastry, 3 Cookies		150									
Turkish Baklava (12 pcs)		140									
Turkish Baklava (24 pcs)		230									
Oatmeal Cookies (12 pcs)		100									
Chocolate Chip Cookies (12 pcs)		100									
Ginger Cookies (12 pcs)		100									
Peanut Butter Cookies (12 Pcs)		100									
Assorted Cookies (24 pcs)		180									
Macaroons (Assorted flavors 16 pcs)		120									
Macaroons (Assorted flavors 32 pcs)		220									
Macaroons (Assorted flavors 64 pcs)		420									
Red Velvet Cup Cakes (12 pcs)		160									
Red Velvet Cup Cakes (24 pcs)		300									
Assorted Chocolates (24 pcs)		144									
Assorted Chocolates (50 pcs)		280									
Assorted Chocolates (100 pcs)		500									
Assorted Candies (1 KG)		100									
Bon Bons (1KG)		125									

Total:

Form 9 – Stand catering form 6/8



مركز الدوحة للمعارض
والمؤتمرات

Doha Exhibition and
Convention Center

F&B Form

Sandwiches & Wraps

Sandwiches, Wraps & Hot Bites

Item	QTY	Price QAR	Subtotal QAR	Sunday	Monday	Tuesday	Wednesday	Thursday	Friday	Saturday	Delivery Time
Chicken Avocado Sandwich(12 pcs)		200									
Roasted Beef Sandwich (12 pcs)		200									
Ham & Cheese Sandwich (12 pcs)		200									
Free Hen Egg with Cress Sandwich (12pcs)		200									
Caprese Sandwich (12 pcs)		200									
Grilled Halloumi Cheese Sandwich (12 Pcs)		200									
Avocado Tomatoes & Basil Sandwich (12 pcs)		200									
Feta Cheese & Cucumber Sandwich (12 Pcs)		200									
Assorted Vegetarian Sandwiches (24 pcs)		380									
Assorted Non-Vegetarian Sandwiches (24 Pcs)		400									
Turkey Wraps (12 pcs)		180									
Lamb Kofta Wraps (12 Pcs)		180									
Chicken Tikka Wraps (12 Pcs)		180									
Shish Tawouk Wraps (12 Pcs)		180									
Beef Shawarma Wraps (12 Pcs)		180									
Salami & Pickled Cucumber Wraps (12 Pcs)		180									
Falafel Wraps (12 pcs)		180									
Tandoori Veggie Wraps (12 Pcs)		180									
Assorted Wraps (24 pcs)		340									

Hot Bites

Total:

Item	QTY	Price QAR	Subtotal QAR	Sunday	Monday	Tuesday	Wednesday	Thursday	Friday	Saturday	Delivery Time
Chicken Puffs (12 Pcs)		165									
Chicken Samosa (12 Pcs)		125									
Lamb Kibbeh (12 Pcs)		140									
Chicken Sausage Rolls (8 Pcs)		125									
Vegetable Puffs (12 Pcs)		140									
Assorted Hot Bites (24 pcs)		275									

Total:

Form 9 – Stand catering form 7/8



مركز الدوحة للمعارض
والمؤتمرات | Doha Exhibition and
Convention Center

F&B Form

Canapes		Canapes & Desserts									
Item	QTY	Price QAR	Subtotal QAR	Sunday	Monday	Tuesday	Wednesday	Thursday	Friday	Saturday	Delivery Time
Assorted Vegetarian Canapes (24 pcs)		220									
Assorted Canapes (24 pcs) 2 varieties		250									
Assorted Canapes (50 pcs) 3 varieties		400									
Assorted Canapes (100 pcs) 5 varieties		750									

Total:

Desserts											
Item	QTY	Price QAR	Subtotal QAR	Sunday	Monday	Tuesday	Wednesday	Thursday	Friday	Saturday	Delivery Time
Seasonal Fruit Skewers (12 pcs)		120									
Banana Cakes (12 pcs)		120									
Mini Eclairs (12 pcs)		150									
Mini Chocolate Brownies (12 pcs)		150									
Assorted Dessert Platter (24 pcs) Banana Cake, Mini Eclair, Mini Chocolate Brownies		250									
Fresh Fruits (2 KG)		125									
Cut Fruit Platter		150									
Majdool Dates (500 GRM)		175									
Majdool Dates (1 KG)		340									
Stuffed Majdool Dates (500 GRM)		300									
Stuffed Majdool Dates (1 KG)		580									

Total:

Form 9 – Stand catering form 8/8

مركز الدوحة للمعارض
والمؤتمراتDoha Exhibition and
Convention Center

F&B Form

Taxes

"The prices quoted in this proposal are exclusive of any taxes which may be applicable as per the Laws of the State of Qatar. In case there are any taxes whatsoever applicable as per the Laws of the State of Qatar, it will be the responsibility of the Customer to bear such tax expenses and accordingly the tax amount should be added to the payment being done"

Total Items Ordered

Total Amount QAR

Payment Method Payment should be made only on receiving your pro-forma invoice

BANKING DETAILS

Beneficiary / Account Name : Qatar Tourism Authority

Bank Name: Qatar National Bank

Account No. : 0013-245300-003

IBAN Number : QA49 QNBA 0000 0000 0013 2453 0000 3

Swift Code: QNBAQQA

If payment is made by electronic transfer, please forward a copy of the transaction slip via email fnb@decc.qa

CONDITIONS OF SALE

An order is considered confirmed only if the payment has been completed

Advanced payment of all orders is compulsory. No account or credit facilities are available.

The Stand Catering order (s) and services are subject to availability

Successful delivery of your order is dependent on accurate ordering information been provided.

All prices are rental only. All service equipment furnished by DECC shall remain DECC's property unless otherwise specified and shall be removed only by authorized DECC staff on the closure of the event.

Claims/Refunds will not be considered unless filed in writing prior to the close of the event.

Cancellation of services must be made 48 hours in advance. Any cancellation made less than 48 hours of delivery date will be subject to a cancellation fee of up to the 100% price of the total service order value.

The price quoted does not include any taxes or levies applicable in Qatar or in any Country, the same will have to be borne by the customer and is not the responsibility of DECC

Cautionary Note:

In an event that there is a venue lockdown due to any VIP attendance, services may be delayed depending on the duration of the lockdown.

Power connection shall be arranged for any order as required. Please arrange with the appointed stand contractor prior to build-up.

Please advise of any specific dietary requirements at the time of ordering



Form 10 – IT & Telecommunications 1/7

Deadline: September 23rd, 2018



مركز الدوحة للمعارض
والمؤتمرات | Doha Exhibition and
Convention Center

IT Form V 3.1

IT & Telecommunications 2018

Please Return Completed Forms To DECC's Exhibitor Services

Email: it.servicedesk@decc.qa

Please fill in or type **BLOCK CAPITALS**

Exhibition Details

Exhibition Name	<input type="text"/>	Exhibition Date	<input type="text"/>
Hall No	<input type="text"/>	Stand No	<input type="text"/>
		Stand Name	<input type="text"/>

Order Contact Details

First Name	<input type="text"/>		
Last Name	<input type="text"/>	Job Title	<input type="text"/>
Company Name	<input type="text"/>	Contractor	<input type="checkbox"/>
		Exhibitor	<input type="checkbox"/>
		Agent	<input type="checkbox"/>
Company Address	<input type="text"/>		
City	<input type="text"/>	Postal Code	<input type="text"/>
		Country	<input type="text"/>
Direct No	<input type="text"/>	Mobile No	<input type="text"/>
Email	<input type="text"/>		
On-site Contact Name	<input type="text"/>	On-site Contact No	<input type="text"/>

Important Notice: Please contact IT Department on build-up start day to prepare IT services to avoid technical difficulties.

IT Support Contact: +974 4033 1334 — Network Support Contact: +974 4033 1335 E-mail: support@decc.qa

Form 10 – IT & Telecommunications 2/7



مركز الدوحة للمعارض
والمؤتمرات | Doha Exhibition and
Convention Center

IT Form V 3.1

IT– LAN Services

Wired Services	Early Rate	Standard Rate	Late Rate	Unit QTY	No. of Days	Total Amount QAR
	QAR 30 days or more days prior to the event move in date	QAR 29 to 10 days prior to the event move in date	QAR 9 days prior to the event move in date			
VLAN network configuration (per 25 ports)	250	350	600			
Custom Bandwidth Internet LAN	RFQ	RFQ	RFQ			
Internet via LAN data port 4Mb	350	380	400			
Internet via LAN data port 8Mb	750	800	1000			
Internet via LAN data port 12Mb	850	900	1200			
VPN Client—Third Party Service request	150	200	300			
VPN Client— If YES, Please mention non standard communication port if any	Non standard Commu- nication Port#.?	Non standard Com- munication Port#.?	Non standard Communication Port#.?			
Public IP Address (per IP)	RFQ	RFQ	RFQ			
On Stand Network Cabling	RFQ	RFQ	RFQ			
On Stand IT Support (per hour)	RFQ	RFQ	RFQ			
AV Technician	RFQ	RFQ	RFQ			

Service Description	Service Start Date	Service Start Time	Service End Date	Service End Time

Form 10 – IT & Telecommunications 3/7



مركز الدوحة للمعارض
والمؤتمرات | Doha Exhibition and
Convention Center

IT Form V 3.1

IT-Wi-Fi Services

Wireless Services	Early Rate	Standard Rate	Late Rate	Unit QTY	No. of Days	Total Amount QAR
	QAR 30 days or more days prior to the event move in date	QAR 29 to 10 days prior to the event move in date	QAR 9 days prior to the event move in date			
4MB Wireless Internet WLAN with Custom SSID 5 users	400	500	650			
8MB Wireless Internet WLAN with Custom SSID 5 users	700	800	1050			
12MB Wireless Internet WLAN with Custom SSID 5 users	850	1000	1200			
Additional Wireless Users (per User)	60	60	60			
Wireless Network without Internet (Only WLAN) 5 users	400	500	650			
VPN Client—Service request	150	200	300			
VPN Client— If YES, Please mention non standard communication port if any	Non standard Com- munication Port#.?	Non standard Com- munication Port#.?	Non standard Communication Port#.?			

Service Description	Service Start Date	Service Start Time	Service End Date	Service End Time

Form 10 – IT & Telecommunications 4/7



مركز الدوحة للمعارض
والمؤتمرات | Doha Exhibition and
Convention Center

IT Form V 3.1

IT Equipment & Consumable

IT Equipment	Early Rate	Standard Rate	Late Rate	Unit QTY	No. of Days	Total Amount QAR
	QAR 30 days or more days prior to the event move in date	QAR 29 to 10 days prior to the event move in date	QAR 9 days prior to the event move in date			
Laptops / Notebooks	RFQ	RFQ	RFQ			
24"LG TV/Monitor	200	220	250			
49" Samsung Smart TV-Table Stand	350	400	450			
55"Philips Smart TV Table Stand	400	450	500			
TV Stand/Rack (Mobile)	50	60	80			
Wireless Keyboard & Mouse	50	60	100			
Wireless Access Point	200	200	250			
8 Ports Network Switch	80	100	150			
24 Ports Network Switch	120	150	200			
Fax Machine A4 MFP	150	180	250			
A4 Color MFP Printer	225	280	300			
A3/A4 Color MFP Copier/Printer	RFQ	RFQ	RFQ			
All in One Desktop/PC	RFQ	RFQ	RFQ			
High Speed Professional Scanner	RFQ	RFQ	RFQ			

Service Description	Service Start Date	Service Start Time	Service End Date	Service End Time

IT Consumables	Early Rate	Standard Rate	Late Rate	Unit QTY	No. of Days	Total Amount QAR
	QAR 30 days or more days prior to the event move in date	QAR 29 to 10 days prior to the event move in date	QAR 9 days prior to the event move in date			
Network Cable Cat6 RJ45 —2 metres	5	10	20			
Network Cable Cat6 RJ45— 5 metres	10	15	25			
Network Cable Cat6 RJ45—10 metres	15	25	30			
Network Cable Cat6 RJ45— 20 metres	60	60	80			
Network Cable Cat6 RJ45 Customised Length	RFQ	RFQ	RFQ			

Form 10 – IT & Telecommunications 5/7



مركز الدوحة للمعارض
والمؤتمرات | Doha Exhibition and
Convention Center

IT Form V 3.1

Telecom & Support Service

Telephone Services	Advanced Rate	Standard Rate	Late Rate	Unit QTY	No. of Days	Total Amount QAR
	QAR	QAR	QAR			
	30 days or more days prior to the event move in date	29 to 10 days prior to the event move in date	9 days prior to the event move in date			
IP Telephone Line & handset Local & Mobile calls	200	300	350			
IP Telephone Line & handset International calls	250	300	350			
Fax Line International (send/rcv)	250	300	350			
IP Tele-Line for POS – Credit Card	120	135	225			

Service Description	Service Start Date	Service Start Time	Service End Date	Service End Time

IT Support Individual	Advanced Rate	Standard Rate	Late Rate	Unit QTY	No. of Hours	Total Amount QAR
	QAR	QAR	QAR			
	30 days or more days prior to the event move in date	29 to 10 days prior to the event move in date	9 days prior to the event move in date			
IT Support Officer	RFQ	RFQ	RFQ	Hours		
IT Network Specialist	RFQ Request for Quotation	RFQ Request for Quotation	RFQ Request for Quotation	Hours		
AV Technician	RFQ	RFQ	RFQ			

Service Description	Service Start Date	Service Start Time	Service End Date	Service End Time

Form 10 – IT & Telecommunications 6/7



مركز الدوحة للمعارض
والمؤتمرات | Doha Exhibition and
Convention Center

IT Form V 3.1

CONDITIONS OF SALE

All IT & Telecommunications Services shall be ordered through DECC Exhibition Services.

Advance rates are applicable only for early order confirmations which need to be secured by advance payment within the advance rate slab, and any confirmed order payments done after the due date will be moved on to the next rate slab which could either be "**Standard Rate**" or "**Late Rate**"

All the IT service prices are per day rate calculation i.e. (Nos Service * Nos Days * Rate)

All additional requirements and /or changes are required to be counter signed by the exhibitor and the DECC representative.

LAN Network Ports are required for each PC, Laptop, Network Printer, Server and other network based equipment.

Local Telephone lines (inclusive of handset) and Fax lines are required for each phone, fax machine, and other telephony based equipment.

Telephone call charges will be billed at the prevailing rate at the end of the event.

If appropriate, the VLAN Network configuration is to enable the creation of a private Client LAN Infrastructure within the DECC building.

Bandwidth requirements greater than 12Mb MUST be advised 3 months prior to the event move-in date.

All services will be activated and available for use on the first day of the event open period. If services are required earlier for on-stand configuration and testing, then additional day charges will apply. If applicable, the required date for active services should be indicated.

Printers are standard desktop A4 type unless otherwise requested. All reasonable ink/toner is provided. One (1) tray of A4 paper is provided. Additional paper and/or ink requirements shall be provided by the client or can be purchased from the DECC Business Centre.

Data/Telephony cables will be located on the stand next to the nearest cable access point unless a stand design/layout specifying the exact communication locations is received by the Centre 14 days prior to the event move-in date.

No refunds will be made for services installed and not used during the event.

Late (On-site) orders are subject to access and appropriate data services availability of equipment and personnel.

DECC is the sole provider of Internet services within DECC.

Quotations for client specific data services can be provided on request.

Wired and Wireless Internet speeds are asymmetric (4:1). Symmetric internet options can be provided upon request.

Location of the wired or telephone connection has to be marked on the below provided grid plan with all details. Failure to mark the locations on the "Grid Plan" located below will result in the cable being left at the nearest access pit. It will be the responsibility of the Stand contractor/Exhibitor to extend the cable to the desired location. **WIRELESS INTERNET INFORMATION**

No independent Wi-Fi networks are to be setup by any exhibitor as this interferes with the DECC Wireless Network. Failure to comply may result in the client's own Wi-Fi network being blocked and LAN/Internet services provided by DECC being deactivated, without refunds.

Wireless broadcasting devices such as Access Points (both 3G and Ethernet based), routers and bridges are not to be setup/used in the venue. No WIFI devices are to be used within the venue.

Please contact it.servicedesk@decc.qa for any queries related to Wireless Internet in the Exhibition Halls.

On Stand Wireless is provided primarily for technology/service demonstration purposes.

Form 10 – IT & Telecommunications 7/7



مركز الدوحة للمعارض
والمؤتمرات | Doha Exhibition and
Convention Center

IT Form V 3.1

CONDITIONS OF SALE

The prices quoted in this proposal/form are exclusive of any taxes which may be applicable as per the Laws of the

State of Qatar. In case there are any taxes whatsoever applicable as per the Laws of the State of Qatar, it will be the responsibility of the Customer to bear such tax expenses and accordingly the tax amount should be added to the payment being done

An order is considered confirmed only if the payment has been completed

Advanced payment of all orders is compulsory. No account or credit facilities are available.

IT Order (s) and services are subject to availability

Successful delivery of your order is dependent on accurate ordering information been provided.

Claims/Refunds will not be considered unless filed in writing prior to the close of the event.

Cancellation of services must be made 10 days in advance. Any cancellation made less than 10 days of delivery date will be subject to a cancellation fee of up to the 100% price of the total service order value.

All prices are rental of the equipment only.

Any other technical services/support will be quoted as additional charges. Damage to or loss of any material will be invoiced to the client.

Cautionary Note:

In the event that there is a venue lockdown due to any VIP attendance, services may be delayed depending on the duration of the lockdown.

Power connection shall be arranged for any order as required. Please arrange with the appointed stand contractor prior to build-up.

Total Items Ordered

Total Amount QAR

Payment Method *Payment should be made only on receiving your pro-forma invoice*

BANKING DETAILS

Beneficiary / Account Name : Qatar Tourism Authority

Bank Name: Qatar National Bank

Account No. : 0013-245300-003

IBAN Number : QA49 QNBA 0000 0000 0013 2453 0000 3

Swift Code: QNBAQQA

If payment is made by electronic transfer, please forward a copy of the transaction slip via email Exhibitors@decc.qa



Form 11 – Rigging 1/6 Deadline: September 23th, 2018



مركز الدوحة للمعارض
والمؤتمرات | Doha Exhibition and
Convention Center

Rigging Form

RIGGING FORM 2018

Please Return Completed Forms To DECC's Exhibitor Services

Email: logistics@decc.qa

Please fill in or type BLOCK CAPITALS

Exhibition Details

Exhibition Name	<input type="text"/>	Exhibition Date	<input type="text"/>
Hall No	<input type="text"/>	Stand No	<input type="text"/>
		Stand Name	<input type="text"/>
		Date of Order	<input type="text"/>

Order Contact Details

First Name	<input type="text"/>		
Last Name	<input type="text"/>	Job Title	<input type="text"/>
Company Name	<input type="text"/>	Contractor	<input type="checkbox"/>
		Exhibitor	<input type="checkbox"/>
		Agent	<input type="checkbox"/>
Company Address	<input type="text"/>		
City	<input type="text"/>	Postal Code	<input type="text"/>
		Country	<input type="text"/>
Direct No	<input type="text"/>	Mobile No	<input type="text"/>
Email	<input type="text"/>		
On-site Contact Name	<input type="text"/>	On-site Contact No	<input type="text"/>

* Please note for any order to be deemed submitted all necessary details are to be provided. Orders will not be accepted nor be confirmed if not fulfilling the instructions given in page 2. Invalid or incomplete orders will not be subject to the rate matrix.

Form 11 – Rigging 2/6



مركز الدوحة للمعارض
والمؤتمرات | Doha Exhibition and
Convention Center

Rigging Form

Service Information / Please read below information before place your order

Rigging:

- ... Fixing of rigging points take place prior to any other activities such as onsite freight deliveries, platforms or / and stand construction.
- ... All rigging orders must follow the required guidelines and be submitted with a clear and precise rigging plan and an AutoCAD Drawing at the time of ordering.
- ... AutoCAD drawings must show any reference to the over all exhibition layout to determine the orientation of the rigging structure .
- ... The height from the venue floor to the bottom of o-ring must be shown using metric measurements.
- ... All rigging must be within the perimeter of the stand.
- ... The maximum number of manual chain hoists for a single structure is 4. For 5 points or more, electrical motors must be used
- ... **Maximum weight per point is 200 kg per point (static load).**
- ... If a point exceeds 200kg its feasibility must be reviewed and approved.
- ... All plans must show each point's static load. For more than 5 points a detailed loading calculation is mandatory.
- ... DECC reserves the right to request detailed loading calculations at any time.
- ... All suspended elements need to be approved by the management of each exhibition before the final lift.
- ... The structure and connections must comply with all points of the DECC rigging checklist and the structure will not be lifted without final approval from DECC rigging team.
- ... All material must be marked with SWL (Safe Working Load) sign, as well as a current certificate of inspection not older than 12 months (the certification must be issued by third party) This includes steels, shackles, motors, span sets, truss or any other auxiliary material. If the material shows any signs of deficiency, damage, or poor installation, its use will be prohibited.
- ... It is mandatory to use an additional security cable when using manual chain hoists, electrical motors, span sets or any element deemed necessary for safety reasons. Motors with B57906 category A and motors BGVD8 Plus / BGVC1 do not require safety steel if you have a maintenance certification within the last 12 months.
- ... The motor should always be perpendicular to the structure and must be attached with slings that tightly grasp the structure and are connected by shackle to the motor.
- ... Ground support structures shall be designed and constructed to be fully self-supporting.
- ... No stand structure is allowed to be attached to the DECC ceiling as either a precautionary or additional safety measure.
- ... During build-up, gangways must be kept clear to allow access for the rigging team.
- ... Any work not completed before 18:00hrs. on the last day due to third parties will be billed to the client.
- ... DECC is not liable for secondary rigging installed by third party contractors.

Banners:

- ... Banners must be delivered 2 days prior to the first day of build up to allow us to rig the banner/s before anyone arrives.
- ... If banners are not delivered before this date then a hoist and fix charge will apply.
- ... All banners must be supplied with proper support such as metal pipe with pre-drilled 10mm holes, wood battens, or 10mm grommets fixed directly to the banner.
- ... All holes should be separated 3m since anchor points in the ceiling are 3m apart.
- ... All banners will be hanged from direct points, bridle is not included.
- ... All banners will be disposed off immediately after the last day of break-down unless otherwise requested.
- ... DECC is not liable for the loss and/or damage to banners during transportation, storage, installation and de-rig.

Form 11 – Rigging 3/6



مركز الدوحة للمعارض
والمؤتمرات

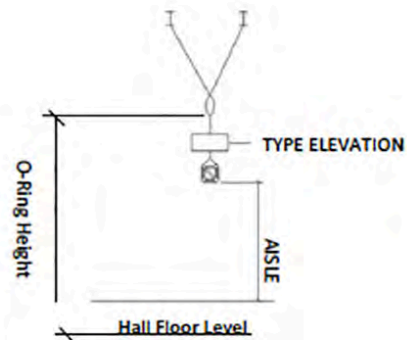
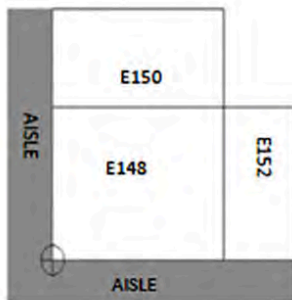
Doha Exhibition and
Convention Center

Rigging Form

Service Information

RIGGING PLOT

Examples:



Stand Location

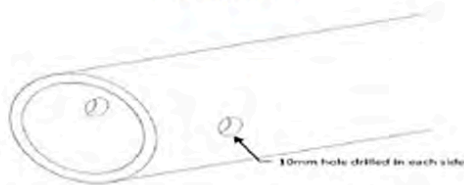
Trim Height

Direct point

Bridle point



BANNERS



Form 11 – Rigging 4/6



مركز الدوحة للمعارض
والمؤتمرات | Doha Exhibition and
Convention Center

Rigging Form

Advanced Rate

Type of service	Point without safety steel	Point with safety steel	Point, safety steel & manual chain hoist	Point, safety steel & electric motor
1 to 5 Anchor Points	QAR 945	QAR 1,503	QAR 2,272	QAR 2,803
6 to 12 Anchor Points	QAR 936	QAR 1,484	QAR 2,249	QAR 2,774
13 to 25 Anchor Points	QAR 926	QAR 1,466	QAR 2,226	QAR 2,746

Advanced Rate: 30 days or more days prior to the event move in date.

Rental of equipment for more than 2 weeks periods will be quoted separately. Rental of manual chain hoists, electrical motors & trusses is subject to availability.

Order Of Services (Advanced Rate)	No Of Points	Total Amount	Service Delivery Date	Service Delivery Time
Anchor point without safety steel				
Anchor point with safety steel				
Anchor point , safety steel & manual chain hoist				
Anchor point, safety steel & electric motor				

Standard Rate

Type of service	Point without safety steel	Point with safety steel	Point, safety steel & manual chain hoist	Point, safety steel & electric motor
1 to 5 Anchor Points	QAR 1,227	QAR 1,953	QAR 2,840	QAR 3,643
6 to 12 Anchor Points	QAR 1,215	QAR 1,930	QAR 2,812	QAR 3,606
13 to 25 Anchor Points	QAR 1,202	QAR 1,906	QAR 2,783	QAR 3,569

Standard Rate: 29 to 10 days prior to the event move in date

Rental of equipment for more than 2 weeks periods will be quoted separately. Rental of manual chain hoists, electrical motors & trusses is subject to availability.

Order Of Services (Standard Rate)	No Of Points	Total Amount	Service Delivery Date	Service Delivery Time
Anchor point without safety steel				
Anchor point with safety steel				
Anchor point , safety steel & manual chain hoist				
Anchor point, safety steel & electric motor				

Late Rate

Type of service	Point without safety steel	Point with safety steel	Point, safety steel & manual chain hoist	Point, safety steel & electric motor
1 to 5 Anchor Points	QAR 1,345	QAR 2,141	QAR 3,119	QAR 3,993
6 to 12 Anchor Points	QAR 1,332	QAR 2,115	QAR 3,088	QAR 3,952
13 to 25 Anchor Points	QAR 1,318	QAR 2,089	QAR 3,056	QAR 3,912

Late Rate: 9 days prior to the event move in date

Rental of equipment for more than 2 weeks periods will be quoted separately. Rental of manual chain hoists, electrical motors & trusses is subject to availability.

Please contact us before placing a late order

Order Of Services (Late Rate)	No Of Points	Total Amount	Service Delivery Date	Service Delivery Time
Anchor point without safety steel				
Anchor point with safety steel				
Anchor point , safety steel & manual chain hoist				
Anchor point, safety steel & electric motor				

* Please note above prices apply for installations directly to the existing anchor points only ((Direct Point)), based on the DECC rigging layout

Form 11 – Rigging 5/6



مركز الدوحة للمعارض
والمؤتمرات | Doha Exhibition and
Convention Center

Rigging Form

Square Truss (Silver 30 x 30)

	Advanced Rate	Standard Rate	Late Rate
Linear m	QAR 163	QAR 203	QAR 237
Corner 2 way	QAR 163	QAR 203	QAR 237
T 3 way	QAR 163	QAR 203	QAR 237

Order Of Services	No Of Points	Total Amount	Service Delivery Date	Service Delivery Time

Standard Banner for Exhibitors (2 Points x 20 Kgs)

Advanced Rate	Standard Rate	Late Rate
QAR 909	QAR 1,219	QAR 1,504

Exhibitor Banners

No Of Banners	Total Amount	Service Delivery Date	Service Delivery Time

Pre Rigging / Between Two Direct Points

Advanced Rate	Standard Rate	Late Rate
QAR 293	QAR 335	QAR 365

Pre Rigging

Linear Meters	Total Amount	Service Delivery Date	Service Delivery Time

Bridle Point

Advanced Rate	Standard Rate	Late Rate
QAR 1,404	QAR 1,826	QAR 2,045

Bridle Point


No Of Points	Total Amount	Service Delivery Date	Service Delivery Time


* Bridle installations refer to rigging points between 2 existing anchor points.

* Bridle installation costs refer to the secondary point cost and are in addition to the direct points cost.

Please contact us before placing a late order

Form 11 – Rigging 6/6

	مركز الدوحة للمعارض والمؤتمرات	Doha Exhibition and Convention Center					
<div style="background-color: #0056b3; color: white; padding: 5px 10px; display: inline-block;">Rigging Form</div>							
<table border="1" style="width: 100%; border-collapse: collapse;"> <tr> <th colspan="2" style="background-color: #0056b3; color: white;">Total Amount Ordered</th> </tr> <tr> <td style="width: 30%;">Total Amount QAR</td> <td style="width: 70%;"></td> </tr> </table>		Total Amount Ordered		Total Amount QAR		<table border="1" style="width: 100%; border-collapse: collapse;"> <tr> <td style="height: 40px; vertical-align: top;">Official Stamp & Signature</td> </tr> </table>	Official Stamp & Signature
Total Amount Ordered							
Total Amount QAR							
Official Stamp & Signature							
<table border="1" style="width: 100%; border-collapse: collapse;"> <tr> <td style="text-align: center;"> Payment Method <i>Payment should be made only on receiving your pro-forma invoice</i> </td> </tr> </table>			Payment Method <i>Payment should be made only on receiving your pro-forma invoice</i>				
Payment Method <i>Payment should be made only on receiving your pro-forma invoice</i>							
<table border="1" style="width: 100%; border-collapse: collapse;"> <tr> <th style="background-color: #0056b3; color: white; text-align: center;">BANKING DETAILS</th> </tr> <tr> <td style="text-align: center; padding: 10px;"> Qatar Tourism Authority Qatar National Bank (QNB) Doha-Qatar Account No: 0013-245300-003 IBAN No.: QA49 QNBA 0000 0000 0013 2453 0000 3 SWIFT CODE: QNBAQAQA If payment is made by electronic transfer, please forward a copy of the transaction slip via email logistics@decc.qa </td> </tr> </table>			BANKING DETAILS	Qatar Tourism Authority Qatar National Bank (QNB) Doha-Qatar Account No: 0013-245300-003 IBAN No.: QA49 QNBA 0000 0000 0013 2453 0000 3 SWIFT CODE: QNBAQAQA If payment is made by electronic transfer, please forward a copy of the transaction slip via email logistics@decc.qa			
BANKING DETAILS							
Qatar Tourism Authority Qatar National Bank (QNB) Doha-Qatar Account No: 0013-245300-003 IBAN No.: QA49 QNBA 0000 0000 0013 2453 0000 3 SWIFT CODE: QNBAQAQA If payment is made by electronic transfer, please forward a copy of the transaction slip via email logistics@decc.qa							
<table border="1" style="width: 100%; border-collapse: collapse;"> <tr> <th style="background-color: #0056b3; color: white; text-align: center;">CONDITIONS OF SALE</th> </tr> <tr> <td style="padding: 10px;"> <p>The price quoted does not include any taxes or levies applicable in Qatar or in any Country, the same will have to be borne by the customer and is not the responsibility of DECC</p> <p>An order is considered confirmed only if payment has been 100% completed prior to the event's move in date.</p> <p>Exhibitors with outstanding balances from previous exhibitions must satisfy the payment requirement or services will not be provided.</p> <p>Successful delivery of your order is dependent on the correct stand number and name of the exhibiting company being provided. Please ensure that any changes to the stand number or exhibiting company name are communicated to DECC by e-mailing logistics@decc.qa</p> <p>All prices are rental only. Material and equipment furnished by the DECC for this service order shall remain DECC's property unless otherwise specified and shall be removed only by authorized DECC staff at the move out of the event.</p> <p>Rates are valid for a maximum of 2 weeks of rental, for longer periods please ask for a quotation. Rental of manual chain hoists, electrical motors and truss is subject to availability.</p> <p>Last minute orders (less than 10 days) cannot be guaranteed and are subject to availability.</p> <p>Cancellation of services must be made 10 days before official build up.</p> <p>Any cancellation made within those 10 days is subject to a cancellation fee or up to the full price of the total service order form.</p> <p>All prices are rental of the equipment only.</p> <p>Any other technical services/support will be quoted as additional charges.</p> <p>Damage to or loss of any material will be invoiced to the client.</p> <p>Claims/Refunds will not be considered unless filed in writing prior to the close of the exhibition.</p> <p>Please allow 45 days for processing.</p> </td> </tr> </table>			CONDITIONS OF SALE	<p>The price quoted does not include any taxes or levies applicable in Qatar or in any Country, the same will have to be borne by the customer and is not the responsibility of DECC</p> <p>An order is considered confirmed only if payment has been 100% completed prior to the event's move in date.</p> <p>Exhibitors with outstanding balances from previous exhibitions must satisfy the payment requirement or services will not be provided.</p> <p>Successful delivery of your order is dependent on the correct stand number and name of the exhibiting company being provided. Please ensure that any changes to the stand number or exhibiting company name are communicated to DECC by e-mailing logistics@decc.qa</p> <p>All prices are rental only. Material and equipment furnished by the DECC for this service order shall remain DECC's property unless otherwise specified and shall be removed only by authorized DECC staff at the move out of the event.</p> <p>Rates are valid for a maximum of 2 weeks of rental, for longer periods please ask for a quotation. Rental of manual chain hoists, electrical motors and truss is subject to availability.</p> <p>Last minute orders (less than 10 days) cannot be guaranteed and are subject to availability.</p> <p>Cancellation of services must be made 10 days before official build up.</p> <p>Any cancellation made within those 10 days is subject to a cancellation fee or up to the full price of the total service order form.</p> <p>All prices are rental of the equipment only.</p> <p>Any other technical services/support will be quoted as additional charges.</p> <p>Damage to or loss of any material will be invoiced to the client.</p> <p>Claims/Refunds will not be considered unless filed in writing prior to the close of the exhibition.</p> <p>Please allow 45 days for processing.</p>			
CONDITIONS OF SALE							
<p>The price quoted does not include any taxes or levies applicable in Qatar or in any Country, the same will have to be borne by the customer and is not the responsibility of DECC</p> <p>An order is considered confirmed only if payment has been 100% completed prior to the event's move in date.</p> <p>Exhibitors with outstanding balances from previous exhibitions must satisfy the payment requirement or services will not be provided.</p> <p>Successful delivery of your order is dependent on the correct stand number and name of the exhibiting company being provided. Please ensure that any changes to the stand number or exhibiting company name are communicated to DECC by e-mailing logistics@decc.qa</p> <p>All prices are rental only. Material and equipment furnished by the DECC for this service order shall remain DECC's property unless otherwise specified and shall be removed only by authorized DECC staff at the move out of the event.</p> <p>Rates are valid for a maximum of 2 weeks of rental, for longer periods please ask for a quotation. Rental of manual chain hoists, electrical motors and truss is subject to availability.</p> <p>Last minute orders (less than 10 days) cannot be guaranteed and are subject to availability.</p> <p>Cancellation of services must be made 10 days before official build up.</p> <p>Any cancellation made within those 10 days is subject to a cancellation fee or up to the full price of the total service order form.</p> <p>All prices are rental of the equipment only.</p> <p>Any other technical services/support will be quoted as additional charges.</p> <p>Damage to or loss of any material will be invoiced to the client.</p> <p>Claims/Refunds will not be considered unless filed in writing prior to the close of the exhibition.</p> <p>Please allow 45 days for processing.</p>							





Form 12 – Security 1/3

Deadline: September 23rd, 2018



مركز الدوحة للمعارض
والمؤتمرات | Doha Exhibition and
Convention Center

Security

SECURITY FORM 2018

Please Return Completed Forms To DECC's Exhibitor Services

Email: hsse@decc.qa

Please fill in or type BLOCK CAPITALS

(DECC Cannot be held responsible for mistakes from illegible handwriting)

Exhibition Details

Exhibition Name	<input type="text"/>	Exhibition Date	<input type="text"/>
Hall No	<input type="text"/>	Stand No	<input type="text"/>
		Stand Name	<input type="text"/>

Order Contact Details

First Name	<input type="text"/>		
Last Name	<input type="text"/>	Job Title	<input type="text"/>
Company Name	<input type="text"/>	Contractor	<input type="checkbox"/>
		Exhibitor	<input type="checkbox"/>
		Agent	<input type="checkbox"/>
Company Address	<input type="text"/>		
City	<input type="text"/>	Postal Code	<input type="text"/>
		Country	<input type="text"/>
Direct No	<input type="text"/>	Mobile No	<input type="text"/>
Email	<input type="text"/>		
On-site Contact Name	<input type="text"/>	On-site Contact No	<input type="text"/>

All Security Services shall be ordered through DECC Venue Services.

Security Services through DECC are compulsory. No other Security supplier will be allowed into the venue unless with prior approval of DECC management.

All Security Services requests should be ordered at least 72 hours in advance to ensure availability.

Form 12 – Security 2/3



مركز الدوحة للمعارض
والمؤتمرات | Doha Exhibition and
Convention Center

Security

Security & HSE

Item Description	Advanced Rate	Standard Rate	Late Rate	Duration				
	QAR	QAR	QAR	Quantity	Start Date	Start Time	End Date	End Time
Security Supervisor	60 Per Hour	62 Per Hour	66 Per Hour					
¹ Security Guard	46 Per Hour	50 Per Hour	54 Per Hour					
¹ Female Security Guard	65 Per Hour	70 Per Hour	74 Per Hour					
² Female Security Guard (Arabic Speaking)	73 Per Hour	75 Per Hour	80 Per Hour					
³ Fire Warden	45 Per Hour	48 Per Hour	50 Per Hour					
⁴ HSE Officer	50 Per Hour	52 Per Hour	56 Per Hour					

Security staff service will be invoiced on a 8hrs minimum basis.

Over 8hrs will be charged as a 12hrs shift, each individual will be a maximum of 12hrs

¹Specific dress requirements outside of standard issued uniforms may be subject to additional charges, POA.

²Arabic speaking female guards are available for a maximum shift length of 8hrs and only between the hours of 09:00 and 23:00.

³Should event activities demand an isolation of the fire and environmental sensor system a mandated fire warden will be required per individual event space. Exhibitors not complying may have their event activities curtailed and/or cancelled without notice.

⁴A mandatory HSE officer will be appointed by DECC for the entirety of the event including periods before and after live days. The organizer may wish to have their own appointee however this will be subject to DECCs approval upon submission of a proof of qualification.

Form 12 – Security 3/3



مركز الدوحة للمعارض
والمؤتمرات | Doha Exhibition and
Convention Center

Security

Total Items Ordered	
Total Amount QAR	

Payment Method *Payment should be made only on receiving your pro-forma invoice*

BANKING DETAILS

Venue Pro Management W.L.L.

Qatar National Bank (QNB)

Doha-Qatar

Account No: 0251-041148-001

IBAN No.: QA08QNBA000000000251041148001

SWIFT CODE: QNBAQAQA

If payment is made by electronic transfer, please forward a copy of the transaction slip via email hsse@decc.qa

CONDITIONS OF SALE

Advanced payment of all orders is compulsory. No account or credit facilities are available.

All orders are subject to availability.

Successful delivery of your order is dependent on accurate ordering information been provided.

Claims/refunds will not be considered unless filed in writing prior to the close of the event.

Cancellation of services must be made 72 hours in advance. Any cancellation made less than 72 hours of delivery date will be subject to a cancellation fee of up to the 100% of the total service order value.

Cautionary Note:


In the event of a security lockdown due to VVIP attendance, services may be delayed or curtailed due to the actions of external government bodies.



Form 13 – Stand Cleaning 1/4

Deadline: September 23rd, 2018

Milipol Qatar registration for fitted and space only stands includes daily cleaning and vaccuming.



مركز الدوحة للمعارض
والمؤتمرات

Doha Exhibition and
Convention Center

Cleaning v4

STAND CLEANING FORM 2018

Please Return Completed Form to the DECC's Facilities Management Department

via Email: fm@decc.qa

Please fill in or type **BLOCK CAPITALS**
 (DECC Cannot be held responsible for mistakes from illegible handwriting)

Exhibition Details

Exhibition Name	Exhibition Date
Hall No.	Stand No.
Stand Name	Stand Size

Order Contact Details

First Name			
Last Name		Job Title	
Company Name	Contractor	Exhibitor	Agent
Company Address			
City	Postal Code	Country	
Direct No	Mobile No		
Email			
On-site Contact Name		On-site Contact No	
Invoice Name			

1

Form 13 – Stand Cleaning 2/4



مركز الدوحة للمعارض
والمؤتمرات | Doha Exhibition and
Convention Center

Cleaning v-4

Stand Cleaning Form 2018

Order Date No. of Days before event move in date

Complete Stand Cleaning	Number of Hours Advanced Rate QAR 32 Per Hour	Number of Hours Standard Rate QAR 35 Per Hour	Number of Hours Late Rate QAR 38 Per Hour	Number of Cleaners/ Supervisors	No. of Days	Total Amount QAR
	30 days or more days prior to the event move in date	29 to 10 days prior to the event move in date	9 days prior to the event move in date			
Cleaner						
Cleaning Supervisor						

*Min 8 hours per day for Cleaner / Supervisor

Stand by Cleaning	Number of Hours Advanced Rate QAR 32 Per Hour	Number of Hours Standard Rate QAR 35 Per Hour	Number of Hours Late Rate QAR 38 Per Hour	Number of Cleaners/ Supervisors	No. of Days	Total Amount QAR
	30 days or more days prior to the event move in date	29 to 10 days prior to the event move in date	9 days prior to the event move in date			
Cleaner						
Cleaning Supervisor						

*Min 8 hours per day for Cleaner / Supervisor

Form 13 – Stand Cleaning 3/4



مركز الدوحة للمعارض
والمؤتمرات | Doha Exhibition and
Convention Center

Cleaning v4

Stand Cleaning Form 2018

Schedule of Services* (Stand Cleaning)

* One Cleaning Supervisor shall be ordered for every 8 Cleaners scheduled at the same shift

Date	Day	Service Start Time	Service End Time	Total Shift Hours	Event Period (Buildup, Live, Breakdown)	Cleaner Quantity	Supervisor Quantity	Cleaner Total Hours	Supervisor Total Hours

- The Complete Stand Cleaning Solution includes deep cleaning of the stand, vacuuming or wet mopping of floors; dusting of counter tops and furniture; emptying of bins, cleaning of walls, glass and partitions (except clear acrylic partitions).
- All deep cleaning activities are preferably to be carried out at night, and not during the exhibition open hours to ensure the stands are ready prior to the opening of the exhibition. Deep cleaning is recommended to be performed on the night before the each day of the event and each night thereafter.
- In order to guarantee quality of service, exhibition stands must be clear of all contractors' tools, materials and equipment prior to the deep cleaning activities.
- The role of the Stand-by Cleaner is to ensure that the stand is kept clean and presentable at all times and free from the accumulation of waste. Also perform any reactive cleaning required during the open hours of the event.
- It is always advisable to consult with the DECC Cleaning team for recommendation of deployment & allocation of cleaning staff for stand cleaning purposes by sending an email to fm@decc.qa or call FM Department at +974 4033 1111

Form 13 – Stand Cleaning 4/4



مركز الدوحة للمعارض
والمؤتمرات | Doha Exhibition and
Convention Center

Cleaning v4

Total Items Ordered	
Total Amount QAR	

Payment Method: Payment should be made only on receiving your pro-forma invoice

BANKING DETAILS

Qatar Tourism Authority

Qatar National Bank (QNB)

Doha-Qatar

Account No: 0013-245300-003

IBAN No: QA49 QNBA 0000 0000 0013 2453 0000 3

SWIFT CODE: QNBAQAQA

If payment is made by electronic transfer, please forward a copy of the transaction slip via email Exhibitors@decc.qa

CONDITIONS OF SALE

- DECC Housekeeping team will not clean displayed items or equipment
- DECC Housekeeping team will not be held liable for any loss or damage related to the cleaning of the exhibition stand
- DECC Housekeeping team does not supply cleaning materials to exhibitors or their contractors
- DECC Housekeeping team will not perform high level cleaning above 2.5 meters
- DECC Housekeeping team will not be responsible for the removal of any bulky waste/large construction materials
- An order is considered confirmed only if the payment has been completed
- Advanced payment of all orders is compulsory. No account or credit facilities are available.
- The Stand Cleaning order (s) and services are subject to availability
- Successful delivery of your order is dependent on accurate ordering information been provided
- Claims/Refunds will not be considered unless filed in writing prior to the close of the event
- Cancellation of services must be made 48 hours in advance. Any cancellation made less than 48 hours of delivery date will be subject to a cancellation fee of up to the 100% of the total service order value
- The price quoted does not include any taxes or levies applicable in Qatar or in any Country, the same will have to be borne by the customer and is not the responsibility of DECC

Cautionary Note:

In the event of a lockdown, services may be delayed and be subject to the instructions provided by the authorities.



Form 14 – Vehicle display form 1/2

Deadline: September 23rd, 2018

LD-CE-16-01



مركز الدوحة للمعارض
والمؤتمرات | Doha Exhibition and
Convention Center

Vehicle Display Form

Vehicle Display Form			
Please Return Completed Forms To DECC's Exhibitor Services			
Email: hsse@decc.qa			
Exhibition Details			
Exhibition Name	<input type="text"/>	Exhibition Date	<input type="text"/>
Hall No	<input type="text"/>	Stand No	<input type="text"/>
		Stand Name	<input type="text"/>
Exhibitors Contact Details			
First Name	<input type="text"/>		
Last Name	<input type="text"/>	Job Title	<input type="text"/>
Company Name	<input type="text"/>	Contractor	<input type="checkbox"/>
		Exhibitor	<input type="checkbox"/>
		Agent	<input type="checkbox"/>
Company Address	<input type="text"/>		
City	<input type="text"/>	Postal Code	<input type="text"/>
		Country	<input type="text"/>
Direct No	<input type="text"/>	Mobile No	<input type="text"/>
Email	<input type="text"/>		
On-site Contact Name	<input type="text"/>	On-site Contact No	<input type="text"/>

Brand Name / Model	Hall No	Stand No	Weight

All vehicles should have no more than a 1/4 tank of fuel when displayed in the venue, and must have drip pans underneath the engine bay and pads under all tires.

Fuel tanks are to be locked and sealed with the manufacturers approved fuel cap. Connection to the battery needs to be removed during the duration of the display.

Running of display vehicles during the exhibition is prohibited.

All vehicles displayed on a gradient are to be locked and no access given unless removing the vehicle from display. If the display has the vehicle totally off the floor level, chains or straps for added safety must also secure the vehicle.

For heavy vehicles, please submit together with this form the manufactures data sheet including weight & dimensions

Form 14 – Vehicle display form 2/2

LD-CE-16-01



مركز الدوحة للمعارض
والمؤتمرات | Doha Exhibition and
Convention Center

Vehicle Display Form

Brand Name / Model	Hall No	Stand No	Weight

Rules & Regulations

All vehicles should have no more than a 1/4 tank of fuel when displayed in the venue, and must have drip pans underneath the engine bay and pads under all tires.

Fuel tanks are to be locked and sealed with the manufacturers approved fuel cap. Connection to the battery needs to be removed during the duration of the display.

Running of display vehicles during the exhibition is prohibited.

All vehicles displayed on a gradient are to be locked and no access given unless removing the vehicle from display. If the display has the vehicle totally off the floor level, chains or straps for added safety must also secure the vehicle.

For heavy vehicles, please submit together with this form the manufactures data sheet including weight & dimensions



Form 15 – Use of Haze / Smoke

Deadline: September 20th, 2018



مركز الدوحة للمعارض
والمؤتمرات | Doha Exhibitions and
Convention Center

Request for Permission— Haze / Smoke

Request for Permission—Use of Haze /Smoke	
Please Return Completed Forms To DECC's Exhibitor Services	
Email: hsse@decc.qa	
Exhibition Details	
Exhibition Name	Exhibition Date
Hall No	Stand No
Stand Name	
Exhibitors Contact Details	
First Name	
Last Name	Job Title
Company Name	Contractor <input type="checkbox"/> Exhibitor <input type="checkbox"/> Agent <input type="checkbox"/>
Company Address	
City	Postal Code
Country	
Direct No	Mobile No
Email	
On-site Contact Name	On-site Contact No

No Of Machines	Brand & Model Name	Hall No	Stand No	Liquid (smoke & haze Certificate)	Arrival Date in the Venue	Arrival Time in the Venue

Permission must be requested at least 10 days prior to the start of the event.

A copy of the Material Data Sheet (MSDS) of the liquid must be provided along with the request for permission.

A schedule of the smoke / haze machine's operating time(s) and duration must be submitted.

Use of smoke/haze effects will also considerably reduce visibility, especially in enclosed areas; therefore this must be documented in a risk assessment ensuring adequate control measures are in place.

Water based smoke/haze machines only should be used in venue. Mineral or glycol based machines are not allowed.



Form 16 – Delivery scheduling / Vehicle registration & heavy material / vehicles exhibition

Deadline: September 20th, 2018

EXHIBITOR

Company name: Stand number:

Person in charge (name & function):

Email: Mobile phone:

FREIGHT FORWARDER / CONTRACTOR

Company name: Stand number:

Person in charge / Driver:

Email: Mobile phone:

PLEASE RETURN THIS ORDER FORM BY EMAIL TO:

Severine.palut.contractor@comexposium.com

Phone: +33 (0)2 53 45 98 77

Please, refer to the site operation timetables and delivery procedures in the exhibitor manual before submitting this order form

BUILD UP

NUMBER OF EXCEPTED VEHICLES

	VEHICLE 1	VEHICLE 2	VEHICLE 3	VEHICLE 4	VEHICLE 5
Size / Type					
Type of merchandise being delivered + weight of heavy equipment displayed					
Do you need a handling vehicle to offload	<input type="checkbox"/> YES <input type="checkbox"/> NO				
Approximate time needed to offload / remarks					
Requested arrival time needed (date & hours)					

Print and send as many sheets a you need

DISMANTLING

NUMBER OF EXCEPTED VEHICLES

	VEHICLE 1	VEHICLE 2	VEHICLE 3	VEHICLE 4	VEHICLE 5
Size / Type					
Type of merchandise being delivered					
Do you need a handling vehicle to offload	<input type="checkbox"/> YES <input type="checkbox"/> NO				
Approximate time needed to offload / remarks					
Requested arrival time needed (date & hours)					

Print and send as many sheets a you need



Form 17 – Stand design approval form

Deadline: October 8th, 2018

FILL IN THIS FORM USING YOUR COMPUTER

SEND IN THIS FORM BY EMAIL BEFORE OCTOBER 8, 2018

to DÉCOPLUS – MILIPOL QATAR

w.decoplus@free.fr

This document is here to guide you through the processes for installing fittings for your stand. It must be completed in full, dated, stamped, signed and returned with the required supporting documents.

This document is interactive, which means you can fill in your fittings form using your computer

It includes:

- 1 – Your details
- 2 – Your stand project
- 3 – Your decorator's details
- 4 – The declaration of used materials for your fitted stand
- 5 – The declaration of used materials for your space only stand
- 6 – The classification table for authorised materials
- 7 – The declaration of electrical installations' compliance
- 8 – Waste disposal
- 9 - Cleaning
- 10 – The Exhibitor and / or Decorator's commitments

SEND IN THIS FORM BY EMAIL BEFORE OCTOBER 8, 2018

FORM FITTING

FOR YOUR BARE STAND or FITTED STAND

1/9

FILL IN THIS FORM USING YOUR COMPUTER

SEND IN THIS FORM BY EMAIL BEFORE OCTOBER 8, 2018

DECOPLUS

MILPOL QATAR Architecture Department - Elisabeth Tougard
13, rue de Fourqueux - 78100 Saint Germain en Laye - France
Phone +33 (0)9 67 78 93 85
Email: w.decoplus@free.fr

1 – YOUR DETAILS

Your MILIPOL QATAR ID:

Company Name:

Région : Name of stand's sign:

Address:

Post Code : City: Country:

Name of responsible person:

Email:

Phone: Mobile phone:

Function:

Aisle n°: Stand n°:

2 – YOUR PROJECT STAND (*)

☐ SPACE ONLY STAND

☐ FITTED STAND (*)

(you must tick one box)

(*)(*) Any extra fittings on a fitted stand which are not ordered from the organiser are subject to MILIPOL QATAR architecture and decoration regulations and to Safety & Fire specifications applicable to bare stands.

Plans must be submitted to DECOPLUS – MILIPOL QATAR for approval.

SEND IN THIS FORM BY EMAIL BEFORE OCTOBER 8, 2018

FORM FITTING

FOR YOUR BARE STAND or FITTED STAND

2/9

FILL IN THIS FORM USING YOUR COMPUTER

3 – YOUR DECORATORS DETAILS

Decorator's company name:

Address:

Postcode:.....Town/City:.....Country:.....

Name responsible person:

Email:.....Phone:.....

Mobile phone (mandatory):.....

Has your decorator already worked on the DECC Doha

☐ Yes

☐ No

All plans must be sent in by 10 October 2016 at the latest to

DECOPLUS – MILIPOL QATAR

Architecture department – Elisabeth TOUGARD

13, rue de Fourqueux - 78100 Saint Germain en Laye - Phone ++33 (0)9 67 78 93 85

E-mail : w.decoplus@free.fr

They must include the following :

1. A completed and signed fittings application form for your stand,
2. Your stand plan: floorplans which include scale, dimensions and positioning of clearances (shared partitions + aisles) (*),
3. Cross-section with scale, dimensions and heights of the planned spaces,
4. Reports about fittings' material and equipment, and reports as to electrical installations' compliance,

() Do not fill in if you are getting a fitted stand provided by MILIPOL QATAR, unless you are also getting extra fittings. The layout plan will be studied by the fair's architecture and decoration department.*



SEND IN THIS FORM BY EMAIL BEFORE 10 OCTOBER 2016

FORM FITTING

FOR YOUR BARE STAND or FITTED STAND **3/9**

Important: a few essential regulations to read in the Safety & Fire specifications:

- The floor-to-ceiling height can vary according to your location and level - make sure you check this height before your stand is constructed,
- The regulations about closure state that each side of your stand which faces another stand or aisle must be open along 50% of its total length, except for MILIPOL Hospitality suites,
- You must **not** create upper levels or ceiling hangings,
- To lay carpet on the floor, you must use a specific adhesive,
- Flooring with heights of more than 20mm: must have an incline of a maximum of 10% around the stand. Flooring of less than 20mm in height must have angular edges which are fitted with chamfers or rounded borders.

SEND IN THIS FORM BY EMAIL BEFORE OCTOBER 8, 2018

FORM FITTING

FOR YOUR BARE STAND or FITTED STAND

4/9

FILL IN THIS FORM USING YOUR COMPUTER

4 - DÉCLARATION OF MATERIALS USED FOR FITTED STAND

Your shell scheme stand is provided with partition walls, would you like some to be removed ?

☐ Yes ☐ no

☐ I am planning extra decoration - if you answer yes, complete the table below.

☐ I will not have any decoration except a poster presentation (80 x 60cm) for each partition wall, heights dependent on level.

☐ I'm planning to use more elaborate decorations using parts listed below

Wall covering / Wallpaper / A1 poster	
A suspended decoration / banner	
« a pop-up »	
Other materials	

Important: If you bring pop-ups, you must bring certification attesting to their compliance with NF or EN.13.501.1 standards.

The pop-ups may be refused if you do not bring certifications. For other materials, please consult the table of authorised materials so that you are aware of which fire ratings are required.

SEND IN THIS FORM BY EMAIL BEFORE OCTOBER 8, 2018

FORM FITTING

FOR YOUR BARE STAND or FITTED STAND

5/9

FILL IN THIS FORM USING YOUR COMPUTER

5 - DÉCLARATION OF MATERIALS USED FOR BARE STANDS

Construction height for standm(*)
Is your stand fitted with a banner, canopy or falls ceiling in the upper section (B or M1 classification mandatory)	<input type="checkbox"/> Yes <input type="checkbox"/> No, if yes indicate the total surface aream ²
Is your stand fitted with raised flooring	Yes <input type="checkbox"/> No, if yes specify in mm
Is your stand fitted with terrace	<input type="checkbox"/> Yes <input type="checkbox"/> No

MATERIALS	A – DESCRIPTION	B –NUMBER PLAN	C – N° P.V.	AREA RESERVED FOR DECOPLUS
Wood > 18 mm				
Wood, Plywood, Pressed wood < 18 mm				
Carpet				
Wall fabrics and textile coverings				
Plastics				
Suspended decoration				
Windows and glass partition				
Other materials				
CONSTRUCTION HEIGHT OF YOUR STAND:				

Provide test reports from accredited laboratories or established fireproofing certificates from appropriate companies, in English only.

SEND IN THIS FORM BY EMAIL BEFORE OCTOBER 8, 2018

FORM FITTING

FOR YOUR BARE STAND or FITTED STAND

6/9

6 - THE CLASSIFICATION TABLE FOR AUTHORISED MATERIALS

SUMMARY OF FRENCH AND EUROPEAN EQUIVALENCES		
M0 or A European Standards = Non combustible M1 or B European Standards = Non flammable M2 or C European Standards = Flammable with difficulty M3 or D European Standards = Moderately flammable M4 or E European Standards = Easily flammable		
AUTHORIZED		DOCUMENT TO BE SUBMITTED
Wood (or wood composite) > 18 mm not laminate	Wood (not laminate) agglomerated plywood lath	None - (M3 assimilated materials)
Wood < 18 mm & > 5 mm Wood > 18 mm, laminate	M3 original or D European Standards	Report M3 (or Labels on materials)
Plywood - Agglomerate < 5 mm wood based composite	M1 or fireproofed on both sides with paint, varnish, salts by an approved applicator B European standards	Reports M1 or fireproofing certificate with name of the product, descriptive leaflet, application date
Carpets on the ground	Natural: M4 or E European Standards Synthetics: - M3 or D European standards	Reports
Fabrics and surfacing wall textiles	M1 ou ignifugé ou B normes Européennes	Reports or fireproofing certificate with name of the product, descriptive leaflet, application date
Plastic materials (plaques, letters)	M1 or B European Standards	Reports M1
Paint	Permitted on M0, M1 supports or wood (nitrocellulose paint prohibited)	Reports regarding supports
Free-hanging decoration (paper, cardboard)	1 or fireproofed or B European standards	Reports or fireproofing certificate with name of the product, descriptive leaflet, application date
Floral decorations made of synthetic materials	M1 originally (fireproofing prohibited) or B European standards	Reports M1
Bonded or clipped decoration (paper)	No substantiation required if bonded over the entire surface or clipped every 5 cm. Split Installation	
Furniture	Large furniture: M3 or D Light structures: M3 or D Padding: M4 or E Envelope: M1 or B	Reports or fireproofing certificate (so substantiation required if rented furniture)
Glazing	Reinforced, tempered, ply	Reports, certificates or substantiation such as an invoice
Other Materials	Request approval	Written response by the Safety Supervisor

N.B.: Reports only from approved French laboratories under current regulations as of November 1998 or, by equivalence, officially recognized by any report corresponding to European Standards applicable within Union Member State. In English language only.

SEND IN THIS FORM BY EMAIL BEFORE OCTOBER 8, 2018

FORM FITTING

FOR YOUR BARE STAND or FITTED STAND

7/9

FILL IN THIS FORM USING YOUR COMPUTER

7 – DECLARATION OF ELECTRICAL INSTALLATIONS' COMPLIANCE FOR BARE STANDS

ELECTRICAL INSTALLATIONS ON YOUR STAND MUST BE DONE BY AN APPROPRIATE PROFESSIONAL

Electrical installations must comply with the fire safety regulations in your exhibition manual

Electrical installations (especially for lighting) must all be connected to a single switch which can turn off all lighting installed temporarily for the event.

This switch must be signposted and remain permanently accessible to the DECC safety department. It must be easy to use. You must switch off your lighting every evening when you leave your stand.

- For boxes > 20kW (32A three-phase), a P17 CEE 32A plug is compulsory, as well as a distribution board to connect to P17/32A to get this power level,
- It is prohibited to plug in electrical connections inside boxes. You will be billed for any damage,
- During the assembly period, only the official contractor's technical department (Circle) can move the electrical box (if such a procedure is possible).
- You must complete this declaration if you would like to use an electrical box:

DECLARATION

I the undersigned:of the company:

CC..... Declare that the temporary electrical installations for stand no:

..... For the company exhibiting under the name:

.....

Will be installed in accordance with standards in force in France, under my responsibility. I declare that I

SEND IN THIS FORM BY EMAIL BEFORE OCTOBER 8, 2018

FORM FITTING

FOR YOUR BARE STAND or FITTED STAND

8/9

*FILL IN THIS FORM USING YOUR COMPUTER***8 – WASTE DISPOSAL****WASTE REMOVAL**

The removal of waste from stands during the assembly or dismantling period are the exhibitor and/or decorator's own responsibility.

Waste removal during assembly and dismantling periods

Stand waste will be collected by the exhibitor

☐ Yes ☐ No

Stand waste will be collected by the decorator

☐ Yes ☐ No

You can order m3 of waste removal/ skip access. Please refer to the form #5

9 - CLEANING

MILIPOL QATAR registration for fitted and space only includes daily cleaning and vacuuming.

Please refer to our exhibitor manual to order extra cleaning services for your stand.(Form n°13).

SEND IN THIS FORM BY EMAIL BEFORE OCTOBER 8, 2018

FORM FITTING

FOR YOUR BARE STAND or FITTED STAND

9/9

FILL IN THIS FORM USING YOUR COMPUTER

10 – THE EXHIBITOR AND/OR DECORATORS COMMITMENTS

Our society:.....exhibitor at MILIPOL QATAR 2016

Declares:

☐ That we have read the Exhibitor's Guide which includes: conditions for access, architecture and decoration regulations, the DECC emergency procedures, fire safety and health and safety specification and the means to remove waste from our stand during the assembly and dismantling periods,

☐ That we have read the health & safety notice in the Exhibitor's Guide (click here to read) and have completed the health & safety declaration in our Exhibitor Area,

☐ That our stand's electrical installations are compliant, and that we have provided the Organiser with the required reports in our stand fitting application,

☐ Stands over 4m in height, with tiers or other complex design must have a structural safety certificate signed by a competent person to be held by the exhibitor, the organizer and/or DECC reserve the right to inspect the certificate upon request. By signing this document the exhibitor hereby certifies that their stand will be (is) free of material and structural defects and is safe and fit for purpose.

☐ That we have filled in and completed this document, the stand fitting application, for approval.

Exhibitor: Decorator:

Signatory's Name: Signatory's Name:

Date: Date:

Signature and obligatory stamp

Signature and obligatory stamp

ATTENTION

No badges will be provided until your stand fitting application has been agreed upon and your stand has been paid for in full.



COMEXPOSIUM

COMEXPOSIUM SECURITY – 70, avenue du Général de Gaulle – 72058 Paris la Défense
Cedex - France SAS au capital de 60 000 000 € - 316 780 519 RCS Nanterre
Société mandataire d'intermédiaire d'assurance n°10058581 ORIAS (www.orias.fr)
La société Comexposium est soumise au Contrôle Prudentiel (ACP)